



Customer Service
PO Box 11813
Harrisburg, PA 17108-1813

ACCOUNT STATEMENT

For the Month Ending

December 31, 2018

CITY OF HAYWARD

Client Management Team

Monique Spyke

Managing Director
50 California Street, Suite 2300
San Francisco, CA 94111
415-982-5544
spykem@pfm.com

Robert Cheddar, CFA

Managing Director
213 Market Street
Harrisburg, PA 17101-2141
717-231-6202
cheddarr@pfm.com

Contents

Cover/Disclosures
Summary Statement
Individual Accounts

Accounts included in Statement

35310000 CITY OF HAYWARD

CITY OF HAYWARD
DIRECTOR OF FINANCE
777 B ST.
HAYWARD, CA 94541

Online Access www.pfm.com

Customer Service 1-717-232-2723

**Important Disclosures****Important Disclosures**

This statement is for general information purposes only and is not intended to provide specific advice or recommendations. PFM Asset Management LLC ("PFM") is an investment advisor registered with the Securities and Exchange Commission, and is required to maintain a written disclosure statement of our background and business experience. If you would like to receive a copy of our current disclosure statement, please contact Service Operations at the address below.

Proxy Voting PFM does not normally receive proxies to vote on behalf of its clients. However, it does on occasion receive consent requests. In the event a consent request is received the portfolio manager contacts the client and then proceeds according to their instructions. PFM's Proxy Voting Policy is available upon request by contacting Service Operations at the address below.

Questions About an Account PFM's monthly statement is intended to detail our investment advisory activity as well as the activity of any accounts held by clients in pools that are managed by PFM. The custodian bank maintains the control of assets and executes (i.e., settles) all investment transactions. The custodian statement is the official record of security and cash holdings and transactions. PFM recognizes that clients may use these reports to facilitate record keeping and that the custodian bank statement and the PFM statement should be reconciled and differences resolved. Many custodians use a settlement date basis which may result in the need to reconcile due to a timing difference.

Account Control PFM does not have the authority to withdraw funds from or deposit funds to the custodian. Our clients retain responsibility for their internal accounting policies; implementing and enforcing internal controls and generating ledger entries or otherwise recording transactions.

Market Value Generally, PFM's market prices are derived from closing bid prices as of the last business day of the month as supplied by ICE Data Services or Bloomberg. Where prices are not available from generally recognized sources the securities are priced using a yield-based matrix system to arrive at an estimated market value. Prices that fall between data points are interpolated. Non-negotiable FDIC-insured bank certificates of deposit are priced at par. Although PFM believes the prices to be reliable, the values of the securities do not always represent the prices at which the securities could have been bought or sold. Explanation of the valuation methods for money market and TERM funds is contained in the appropriate fund information statement.

Amortized Cost The original cost of the principal of the security is adjusted for the amount of the periodic reduction of any discount or premium from the purchase date until the date of the report. Discount or premium with respect to short term securities (those with less than one year to maturity at time of issuance) is amortized on a straightline basis. Such discount or premium with respect to longer term securities is amortized using the constant yield basis.

Tax Reporting Cost data and realized gains / losses are provided for informational purposes only. Please review for accuracy and consult your tax advisor to determine the tax consequences of your security transactions. PFM does not report such information to the IRS or other taxing authorities and is not responsible for the accuracy of such information that may be required to be reported to federal, state or other taxing authorities.

Financial Situation In order to better serve you, PFM should be promptly notified of any material change in your investment objective or financial situation.

Callable Securities Securities subject to redemption prior to maturity may be redeemed in whole or in part before maturity, which could affect the yield represented.

Portfolio The securities in this portfolio, including shares of mutual funds, are not guaranteed or otherwise protected by PFM, the FDIC (except for certain non-negotiable certificates of deposit) or any government agency. Investment in securities involves risks, including the possible loss of the amount invested. Actual settlement values, accrued interest, and amortized cost amounts may vary for securities subject to an adjustable interest rate or subject to principal paydowns. Any changes to the values shown may be reflected within the next monthly statement's beginning values.

Rating Information provided for ratings is based upon a good faith inquiry of selected sources, but its accuracy and completeness cannot be guaranteed. Shares of some money market and TERM funds are marketed through representatives of PFM's wholly owned subsidiary, PFM Fund Distributors, Inc. PFM Fund Distributors, Inc. is registered with the SEC as a broker/dealer and is a member of the Financial Industry Regulatory Authority ("FINRA") and the Municipal Securities Rulemaking Board ("MSRB"). You may reach the FINRA by calling the FINRA Regulator Public Disclosure Hotline at 1-888-289-9999 or at the FINRA Regulation Internet website address www.nasd.com. A brochure describing the FINRA Regulation Public Disclosure Program is also available from the FINRA upon request.

Key Terms and Definitions

Dividends on money market funds consist of interest earned, plus any discount ratably amortized to the date of maturity, plus all realized gains and losses on the sale of securities prior to maturity, less ratably amortization of any premium and all accrued expenses to the fund. Dividends are accrued daily and may be paid either monthly or quarterly. The monthly earnings on this statement represent the estimated dividend accrued for the month for any program that distributes earnings on a quarterly basis. There is no guarantee that the estimated amount will be paid on the actual distribution date.

Current Yield is the net change, exclusive of capital changes and income other than investment income, in the value of a hypothetical fund account with a balance of one share over the seven-day base period including the statement date, expressed as a percentage of the value of one share (normally \$1.00 per share) at the beginning of the seven-day period. This resulting net change in account value is then annualized by multiplying it by

365 and dividing the result by 7. The yields quoted should not be considered a representation of the yield of the fund in the future, since the yield is not fixed.

Average maturity represents the average maturity of all securities and investments of a portfolio, determined by multiplying the par or principal value of each security or investment by its maturity (days or years), summing the products, and dividing the sum by the total principal value of the portfolio. The stated maturity date of mortgage backed or callable securities are used in this statement. However the actual maturity of these securities could vary depending on the level or prepayments on the underlying mortgages or whether a callable security has or is still able to be called.

Monthly distribution yield represents the net change in the value of one share (normally \$1.00 per share) resulting from all dividends declared during the month by a fund expressed as a percentage of the value of one share at the beginning of the month. This resulting net change is then annualized by multiplying it by 365 and dividing it by the number of calendar days in the month.

YTM at Cost The yield to maturity at cost is the expected rate of return, based on the original cost, the annual interest receipts, maturity value and the time period from purchase date to maturity, stated as a percentage, on an annualized basis.

YTM at Market The yield to maturity at market is the rate of return, based on the current market value, the annual interest receipts, maturity value and the time period remaining until maturity, stated as a percentage, on an annualized basis.

Managed Account A portfolio of investments managed discretely by PFM according to the client's specific investment policy and requirements. The investments are directly owned by the client and held by the client's custodian.

Unsettled Trade A trade which has been executed however the final consummation of the security transaction and payment has not yet taken place.

Please review the detail pages of this statement carefully. If you think your statement is wrong, missing account information, or if you need more information about a transaction, please contact PFM within 60 days of receipt. If you have other concerns or questions regarding your account you should contact a member of your client management team or PFM Service Operations at the address below.

PFM Asset Management LLC
Attn: Service Operations
213 Market Street
Harrisburg, PA 17101



Managed Account Summary Statement

For the Month Ending **December 31, 2018**

CITY OF HAYWARD - 35310000

Transaction Summary - Managed Account

Opening Market Value	\$121,111,602.54
Maturities/Calls	(225,581.02)
Principal Dispositions	(1,902,083.50)
Principal Acquisitions	2,164,948.31
Unsettled Trades	0.00
Change in Current Value	602,473.96
Closing Market Value	\$121,751,360.29

Cash Transactions Summary - Managed Account

Maturities/Calls	0.00
Sale Proceeds	1,907,743.22
Coupon/Interest/Dividend Income	206,488.45
Principal Payments	225,581.02
Security Purchases	(2,341,712.76)
Net Cash Contribution	1,900.07
Reconciling Transactions	0.00

Earnings Reconciliation (Cash Basis) - Managed Account

Interest/Dividends/Coupons Received	212,148.17
Less Purchased Interest Related to Interest/Coupons	(2,243.95)
Plus Net Realized Gains/Losses	(20,429.54)
Total Cash Basis Earnings	\$189,474.68

Cash Balance

Closing Cash Balance **\$0.00**

Earnings Reconciliation (Accrual Basis)

	Total
Ending Amortized Value of Securities	122,529,364.52
Ending Accrued Interest	498,846.34
Plus Proceeds from Sales	1,907,743.22
Plus Proceeds of Maturities/Calls/Principal Payments	225,581.02
Plus Coupons/Dividends Received	206,488.45
Less Cost of New Purchases	(2,167,192.26)
Less Beginning Amortized Value of Securities	(122,502,845.57)
Less Beginning Accrued Interest	(506,332.62)
Total Accrual Basis Earnings	\$191,653.10



Portfolio Summary and Statistics

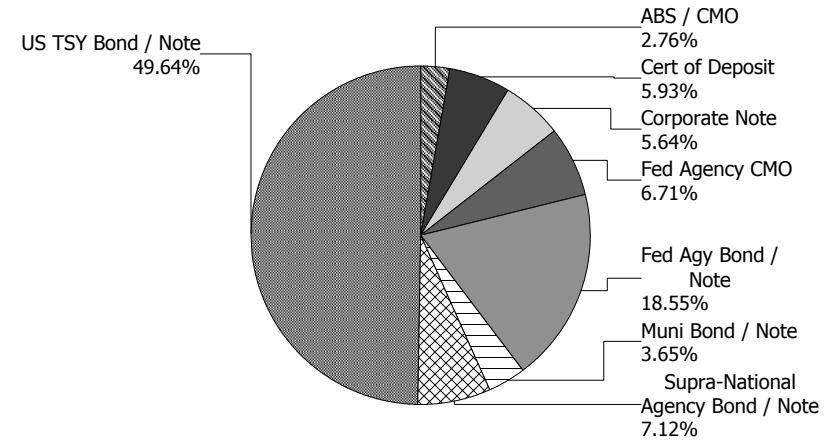
For the Month Ending **December 31, 2018**

CITY OF HAYWARD - 35310000

Account Summary

Description	Par Value	Market Value	Percent
U.S. Treasury Bond / Note	61,310,000.00	60,434,229.81	49.64
Supra-National Agency Bond / Note	8,710,000.00	8,666,844.43	7.12
Municipal Bond / Note	4,470,000.00	4,448,348.15	3.65
Federal Agency Collateralized Mortgage Obligation	8,149,071.33	8,166,615.30	6.71
Federal Agency Bond / Note	22,680,000.00	22,583,006.38	18.55
Corporate Note	6,910,000.00	6,867,383.60	5.64
Certificate of Deposit	7,225,000.00	7,219,402.78	5.93
Asset-Backed Security / Collateralized Mortgage Obligation	3,370,536.82	3,365,529.84	2.76
Managed Account Sub-Total	122,824,608.15	121,751,360.29	100.00%
Accrued Interest		498,846.34	
Total Portfolio	122,824,608.15	122,250,206.63	

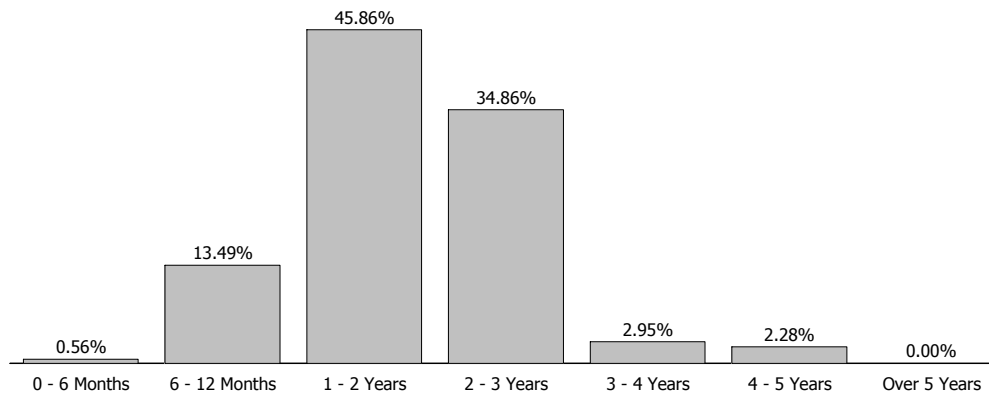
Sector Allocation



Unsettled Trades

0.00 0.00

Maturity Distribution



Characteristics

Yield to Maturity at Cost	2.07%
Yield to Maturity at Market	2.64%
Duration to Worst	1.54
Weighted Average Days to Maturity	655



Managed Account Issuer Summary

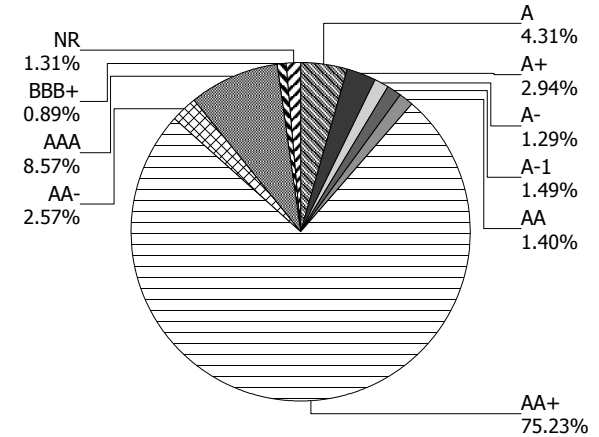
For the Month Ending **December 31, 2018**

CITY OF HAYWARD - 35310000

Issuer Summary

Issuer	Market Value of Holdings	Percent
3M COMPANY	146,171.89	0.12
ALLY AUTO RECEIVABLES TRUST	519,663.21	0.43
AMERICAN EXPRESS CO	597,387.60	0.49
AMERICAN HONDA FINANCE	276,735.48	0.23
APPLE INC	396,526.80	0.33
BANK OF AMERICA CO	578,483.79	0.48
BANK OF MONTREAL	599,301.00	0.49
BANK OF NOVA SCOTIA	601,754.40	0.49
BMW FINANCIAL SERVICES NA LLC	125,591.09	0.10
CALIFORNIA ST	1,423,746.00	1.17
CANADIAN IMPERIAL BANK OF COMMERCE	601,114.80	0.49
CARMAX AUTO OWNER TRUST	512,630.68	0.42
CATERPILLAR INC	325,856.38	0.27
CHARLES SCHWAB	236,146.80	0.19
CREDIT AGRICOLE SA	600,150.00	0.49
CREDIT SUISSE GROUP	598,973.40	0.49
DEERE & COMPANY	546,887.95	0.45
FANNIE MAE	10,907,454.05	8.95
FEDERAL HOME LOAN BANKS	9,096,137.00	7.47
FORD CREDIT AUTO LEASE TRUST	230,950.98	0.19
FORD CREDIT AUTO OWNER TRUST	201,046.36	0.17
FREDDIE MAC	10,746,030.63	8.83
GM FINANCIAL AUTO LEASING TRUST	170,242.96	0.14
GOLDMAN SACHS GROUP INC	593,896.20	0.49
HOME DEPOT INC	176,816.50	0.15
HONDA AUTO RECEIVABLES	223,989.03	0.18
HYUNDAI AUTO RECEIVABLES	408,281.78	0.34
IBM CORP	593,169.60	0.49
INTER-AMERICAN DEVELOPMENT BANK	2,605,046.41	2.14
INTERNATIONAL FINANCE CORPORATION	1,847,903.95	1.52
INTL BANK OF RECONSTRUCTION AND DEV	4,213,894.07	3.46
JOHN DEERE OWNER TRUST	104,928.97	0.09

Credit Quality (S&P Ratings)





Managed Account Issuer Summary

For the Month Ending **December 31, 2018**

CITY OF HAYWARD - 35310000

Issuer	Market Value of Holdings	Percent
JP MORGAN CHASE & CO	601,357.80	0.49
MITSUBISHI UFJ FINANCIAL GROUP INC	620,639.38	0.51
MORGAN STANLEY	293,638.80	0.24
NATIONAL RURAL UTILITIES CO FINANCE CORP	248,861.75	0.20
NISSAN AUTO LEASE TRUST	225,266.92	0.19
NISSAN AUTO RECEIVABLES	513,508.87	0.42
NORDEA BANK AB	599,635.20	0.49
PACCAR FINANCIAL CORP	295,648.71	0.24
ROYAL BANK OF CANADA	600,061.20	0.49
SKANDINAVISKA ENSKILDA BANKEN AB	1,193,295.60	0.98
STATE OF CONNECTICUT	1,325,474.40	1.09
SUMITOMO MITSUI FINANCIAL GROUP INC	604,138.20	0.50
THE BANK OF NEW YORK MELLON CORPORATION	594,742.80	0.49
TOYOTA MOTOR CORP	494,483.74	0.41
UBS AG	600,339.60	0.49
UNITED STATES TREASURY	60,434,229.81	49.63
UNIVERSITY OF CALIFORNIA	1,699,127.75	1.40
Total	\$121,751,360.29	100.00%



Managed Account Detail of Securities Held

For the Month Ending **December 31, 2018**

CITY OF HAYWARD - 35310000

Security Type/Description Dated Date/Coupon/Maturity	CUSIP	Par	S&P Rating	Moody's Rating	Trade Date	Settle Date	Original Cost	YTM at Cost	Accrued Interest	Amortized Cost	Market Value
U.S. Treasury Bond / Note											
US TREASURY NOTES DTD 12/01/2014 1.500% 11/30/2019	912828G61	5,850,000.00	AA+	Aaa	12/01/16	12/05/16	5,859,140.63	1.45	7,714.29	5,852,834.15	5,789,674.80
US TREASURY NOTES DTD 12/31/2014 1.625% 12/31/2019	912828G95	600,000.00	AA+	Aaa	02/21/18	02/22/18	593,320.31	2.24	26.93	596,375.14	594,023.40
US TREASURY NOTES DTD 02/02/2015 1.250% 01/31/2020	912828H52	4,070,000.00	AA+	Aaa	01/03/17	01/05/17	4,037,567.19	1.52	21,290.08	4,058,411.65	4,011,176.29
US TREASURY NOTES DTD 03/02/2015 1.375% 02/29/2020	912828J50	1,000,000.00	AA+	Aaa	02/01/17	02/03/17	993,945.31	1.58	4,671.96	997,678.78	986,016.00
US TREASURY NOTES DTD 03/02/2015 1.375% 02/29/2020	912828J50	3,500,000.00	AA+	Aaa	08/31/17	09/01/17	3,499,863.28	1.38	16,351.86	3,499,936.13	3,451,056.00
US TREASURY NOTES DTD 04/01/2013 1.125% 03/31/2020	912828UV0	2,915,000.00	AA+	Aaa	03/15/17	03/17/17	2,864,784.57	1.71	8,378.62	2,894,129.01	2,864,328.56
US TREASURY NOTES DTD 04/30/2015 1.375% 04/30/2020	912828K58	4,300,000.00	AA+	Aaa	04/03/17	04/05/17	4,280,683.59	1.53	10,126.38	4,291,534.98	4,233,818.70
US TREASURY NOTES DTD 06/01/2015 1.500% 05/31/2020	912828XE5	2,500,000.00	AA+	Aaa	10/03/17	10/05/17	2,494,238.28	1.59	3,296.70	2,496,912.28	2,463,280.00
US TREASURY NOTES DTD 06/30/2015 1.625% 06/30/2020	912828XH8	7,750,000.00	AA+	Aaa	06/26/17	06/28/17	7,777,851.56	1.50	347.89	7,764,032.38	7,645,251.00
US TREASURY NOTES DTD 07/31/2015 1.625% 07/31/2020	912828XM7	2,750,000.00	AA+	Aaa	07/05/17	07/05/17	2,750,537.11	1.62	18,700.75	2,750,285.59	2,711,005.00
US TREASURY NOTES DTD 08/31/2015 1.375% 08/31/2020	912828L32	1,275,000.00	AA+	Aaa	08/31/17	09/01/17	1,272,559.57	1.44	5,956.75	1,273,635.66	1,250,944.58
US TREASURY NOTES DTD 11/30/2015 1.625% 11/30/2020	912828M98	500,000.00	AA+	Aaa	10/31/17	10/31/17	498,125.00	1.75	714.29	498,826.61	491,758.00
US TREASURY NOTES DTD 11/30/2015 1.625% 11/30/2020	912828M98	3,600,000.00	AA+	Aaa	11/01/17	11/03/17	3,584,390.63	1.77	5,142.86	3,590,202.56	3,540,657.60
US TREASURY NOTES DTD 12/31/2015 1.750% 12/31/2020	912828N48	4,600,000.00	AA+	Aaa	12/01/17	12/05/17	4,578,078.13	1.91	222.38	4,585,611.71	4,534,413.20



Managed Account Detail of Securities Held

For the Month Ending **December 31, 2018**

CITY OF HAYWARD - 35310000

Security Type/Description Dated Date/Coupon/Maturity	CUSIP	Par	S&P Rating	Moody's Rating	Trade Date	Settle Date	Original Cost	YTM at Cost	Accrued Interest	Amortized Cost	Market Value
U.S. Treasury Bond / Note											
US TREASURY NOTES DTD 01/31/2016 1.375% 01/31/2021	912828N89	400,000.00	AA+	Aaa	02/02/18	02/02/18	388,718.75	2.36	2,301.63	392,076.32	390,828.00
US TREASURY NOTES DTD 01/31/2016 1.375% 01/31/2021	912828N89	450,000.00	AA+	Aaa	12/27/17	12/28/17	441,052.73	2.04	2,589.33	443,918.50	439,681.50
US TREASURY NOTES DTD 01/31/2016 1.375% 01/31/2021	912828N89	3,500,000.00	AA+	Aaa	01/02/18	01/04/18	3,430,000.00	2.05	20,139.27	3,452,131.34	3,419,745.00
US TREASURY N/B DTD 02/29/2016 1.125% 02/28/2021	912828P87	625,000.00	AA+	Aaa	02/07/18	02/08/18	602,319.34	2.36	2,389.07	608,801.96	606,958.13
US TREASURY N/B DTD 02/29/2016 1.125% 02/28/2021	912828P87	3,100,000.00	AA+	Aaa	02/15/18	02/16/18	2,983,628.91	2.42	11,849.79	3,016,285.21	3,010,512.30
US TREASURY NOTES DTD 06/02/2014 2.000% 05/31/2021	912828WN6	3,225,000.00	AA+	Aaa	06/04/18	06/06/18	3,167,680.66	2.62	5,670.33	3,178,332.32	3,189,221.85
US TREASURY NOTES DTD 06/30/2014 2.125% 06/30/2021	912828WR7	1,500,000.00	AA+	Aaa	07/03/18	07/06/18	1,477,031.25	2.66	88.05	1,480,656.44	1,487,578.50
US TREASURY NOTES DTD 08/15/2018 2.750% 08/15/2021	9128284W7	1,575,000.00	AA+	Aaa	09/05/18	09/07/18	1,576,291.99	2.72	16,359.88	1,576,167.85	1,585,643.85
US TREASURY NOTES DTD 08/15/2018 2.750% 08/15/2021	9128284W7	1,725,000.00	AA+	Aaa	09/26/18	09/28/18	1,717,655.27	2.91	17,917.97	1,718,308.45	1,736,657.55

Security Type Sub-Total		61,310,000.00					60,869,464.06	1.82	182,247.06	61,017,085.02	60,434,229.81
--------------------------------	--	----------------------	--	--	--	--	----------------------	-------------	-------------------	----------------------	----------------------

Supra-National Agency Bond / Note											
INTL BANK OF RECON AND DEV GLOBAL NOTES DTD 10/27/2016 1.125% 11/27/2019	459058FS7	1,225,000.00	AAA	Aaa	08/28/17	08/30/17	1,214,550.75	1.51	1,301.56	1,220,740.31	1,209,040.70
INTL BANK OF RECONSTRUCTION AND DEV NOTE DTD 09/19/2017 1.561% 09/12/2020	45905UP32	1,225,000.00	AAA	Aaa	09/12/17	09/19/17	1,222,060.00	1.64	5,789.79	1,223,307.94	1,202,553.10
INTER-AMERICAN DEVELOPMENT BANK DTD 11/08/2013 2.125% 11/09/2020	4581X0CD8	1,215,000.00	AAA	Aaa	10/02/17	10/10/17	1,226,261.96	1.81	3,729.38	1,221,861.58	1,203,660.41



Managed Account Detail of Securities Held

For the Month Ending **December 31, 2018**

CITY OF HAYWARD - 35310000

Security Type/Description Dated Date/Coupon/Maturity	CUSIP	Par	S&P Rating	Moody's Rating	Trade Date	Settle Date	Original Cost	YTM at Cost	Accrued Interest	Amortized Cost	Market Value
Supra-National Agency Bond / Note											
INTERNATIONAL FINANCE CORPORATION NOTE DTD 03/16/2018 2.635% 03/09/2021	45950VLQ7	1,850,000.00	AAA	Aaa	03/09/18	03/16/18	1,848,612.50	2.66	15,165.89	1,848,966.37	1,847,903.95
INTER-AMERICAN DEVELOPMENT BANK NOTE DTD 04/19/2018 2.625% 04/19/2021	4581X0DB1	1,400,000.00	AAA	Aaa	04/12/18	04/19/18	1,396,920.00	2.70	7,350.00	1,397,617.45	1,401,386.00
INTL BANK OF RECONSTRUCTION AND DEV NOTE DTD 07/25/2018 2.750% 07/23/2021	459058GH0	1,795,000.00	AAA	Aaa	07/18/18	07/25/18	1,790,799.70	2.83	21,390.42	1,791,384.98	1,802,300.27

Security Type Sub-Total		8,710,000.00					8,699,204.91	2.28	54,727.04	8,703,878.63	8,666,844.43
--------------------------------	--	---------------------	--	--	--	--	---------------------	-------------	------------------	---------------------	---------------------

Municipal Bond / Note											
UNIV OF CAL TXBL REV BOND DTD 05/18/2017 1.610% 05/15/2019	91412GS71	625,000.00	AA	Aa2	05/05/17	05/18/17	625,000.00	1.61	1,285.76	625,000.00	622,668.75
CT ST TXBL GO BONDS DTD 08/17/2016 1.300% 08/15/2019	20772J3D2	1,340,000.00	A	A1	08/03/16	08/17/16	1,342,894.40	1.23	6,580.89	1,340,609.85	1,325,474.40
UNIV OF CAL TXBL REV BOND DTD 05/18/2017 1.900% 05/15/2020	91412GS89	625,000.00	AA	Aa2	05/05/17	05/18/17	625,000.00	1.90	1,517.36	625,000.00	617,568.75
CA ST TXBL GO BONDS DTD 04/25/2018 2.800% 04/01/2021	13063DGA0	1,425,000.00	AA-	Aa3	04/18/18	04/25/18	1,425,057.00	2.80	9,975.00	1,425,031.85	1,423,746.00
UNIV OF CAL TXBL REV BONDS DTD 06/05/2018 3.029% 05/15/2021	91412HBH5	455,000.00	AA	Aa2	05/23/18	06/05/18	455,000.00	3.03	1,761.03	455,000.00	458,890.25

Security Type Sub-Total		4,470,000.00					4,472,951.40	2.06	21,120.04	4,470,641.70	4,448,348.15
--------------------------------	--	---------------------	--	--	--	--	---------------------	-------------	------------------	---------------------	---------------------

Federal Agency Collateralized Mortgage Obligation											
FNMA SERIES 2015-M15 ASQ2 DTD 11/01/2015 1.898% 01/01/2019	3136AQSW1	12,239.57	AA+	Aaa	11/06/15	11/30/15	12,361.96	1.20	19.36	12,239.57	12,214.00
FNMA SERIES 2015-M10 FA DTD 06/01/2015 2.532% 03/01/2019	3136ANA98	52,047.29	AA+	Aaa	06/12/15	06/30/15	52,032.23	0.43	145.99	52,047.29	51,961.37



Managed Account Detail of Securities Held

For the Month Ending **December 31, 2018**

CITY OF HAYWARD - 35310000

Security Type/Description	Dated Date/Coupon/Maturity	CUSIP	Par	S&P Rating	Moody's Rating	Trade Date	Settle Date	Original Cost	YTM at Cost	Accrued Interest	Amortized Cost	Market Value
Federal Agency Collateralized Mortgage Obligation												
FNMA SERIES 2016-M9 ASQ2 DTD 06/01/2016 1.785% 06/01/2019		3136ASPX8	3,802.55	AA+	Aaa	06/09/16	06/30/16	3,840.57	1.05	5.66	3,803.78	3,783.58
FANNIE MAE SERIES 2015-M13 ASQ2 DTD 10/01/2015 1.646% 09/01/2019		3136AQDQ0	75,321.73	AA+	Aaa	10/07/15	10/30/15	76,075.99	1.08	103.32	75,370.70	74,865.36
FREDDIE MAC SERIES 4459 NB DTD 04/01/2015 4.500% 01/01/2020		3137BHU39	4,189.46	AA+	Aaa	06/08/15	06/11/15	4,392.39	0.77	15.71	4,229.63	4,184.53
FHMS K006 A2 DTD 04/01/2010 4.251% 01/25/2020		31398VJ98	1,225,000.00	AA+	Aaa	06/12/18	06/15/18	1,249,882.81	1.57	4,339.56	1,241,529.89	1,235,909.61
FNMA SERIES 2015-M12 FA DTD 09/01/2015 2.622% 04/01/2020		3136AP3Z3	183,982.10	AA+	Aaa	09/10/15	09/30/15	183,915.87	0.54	402.00	183,982.10	183,801.21
FHLMC SERIES K013 A1 DTD 05/01/2011 2.902% 08/25/2020		3137AA4V2	479,303.06	AA+	Aaa	06/23/17	06/28/17	488,421.03	1.60	1,159.11	483,114.49	478,787.33
FHMS K714 A2 DTD 01/01/2014 3.034% 10/25/2020		3137B6ZM6	874,261.87	AA+	Aaa	09/21/17	09/26/17	898,543.14	1.15	2,210.43	888,663.31	873,852.45
FNA 2018-M5 A2 DTD 04/01/2018 3.560% 09/25/2021		3136B1XP4	717,722.36	AA+	Aaa	04/11/18	04/30/18	731,998.58	2.27	2,129.24	729,289.50	725,783.75
FHMS KJ23 A1 DTD 12/01/2018 3.174% 03/01/2022		3137FKK70	1,225,000.00	AA+	Aaa	12/07/18	12/14/18	1,224,990.20	3.05	3,240.13	1,224,990.20	1,232,637.14
FHMS K023 A1 DTD 12/01/2012 1.583% 04/25/2022		3137AWOG3	100,881.35	AA+	Aaa	03/06/18	03/09/18	98,690.33	2.58	133.08	99,068.99	98,830.22
FHMS K023 A1 DTD 12/01/2012 1.583% 04/25/2022		3137AWOG3	442,893.75	AA+	Aaa	07/12/18	07/17/18	431,700.32	2.87	584.25	432,811.55	433,888.79
FHMS K023 A1 DTD 12/01/2012 1.583% 04/25/2022		3137AWOG3	910,392.71	AA+	Aaa	03/07/18	03/09/18	890,477.88	2.59	1,200.96	893,920.50	891,882.51
FHMS J22F A1 DTD 11/01/2018 3.454% 05/25/2023		3137FJYA1	1,252,033.53	AA+	Aaa	11/07/18	11/19/18	1,251,999.73	3.28	3,603.77	1,251,999.73	1,270,730.27
FHMS KP05 A DTD 12/01/2018 3.203% 07/01/2023		3137FKK39	590,000.00	AA+	Aaa	12/07/18	12/17/18	589,998.23	3.11	1,574.81	590,000.00	593,503.18



Managed Account Detail of Securities Held

For the Month Ending **December 31, 2018**

CITY OF HAYWARD - 35310000

Security Type/Description Dated Date/Coupon/Maturity	CUSIP	Par	S&P Rating	Moody's Rating	Trade Date	Settle Date	Original Cost	YTM at Cost	Accrued Interest	Amortized Cost	Market Value
Security Type Sub-Total		8,149,071.33					8,189,321.26	2.35	20,867.38	8,167,061.23	8,166,615.30
Federal Agency Bond / Note											
FNMA NOTES DTD 09/02/2016 1.000% 08/28/2019	3135G0P49	1,300,000.00	AA+	Aaa	10/03/16	10/05/16	1,299,220.00	1.02	4,441.67	1,299,821.30	1,286,147.20
FNMA NOTES DTD 09/02/2016 1.000% 08/28/2019	3135G0P49	1,800,000.00	AA+	Aaa	08/31/16	09/02/16	1,797,192.00	1.05	6,150.00	1,799,374.07	1,780,819.20
FHLB GLOBAL NOTES DTD 09/09/2016 1.000% 09/26/2019	3130A9EP2	1,575,000.00	AA+	Aaa	10/03/16	10/05/16	1,574,448.75	1.01	4,156.25	1,574,862.35	1,555,955.10
FNMA NOTES DTD 02/28/2017 1.500% 02/28/2020	3135G0T29	1,510,000.00	AA+	Aaa	02/24/17	02/28/17	1,509,033.60	1.52	7,738.75	1,509,621.78	1,492,813.18
FHLMC AGENCY NOTES DTD 04/20/2017 1.375% 04/20/2020	3137EAEF2	1,200,000.00	AA+	Aaa	04/19/17	04/20/17	1,195,896.00	1.49	3,254.17	1,198,195.91	1,181,834.40
FEDERAL HOME LOAN BANKS NOTES DTD 05/21/2018 2.625% 05/28/2020	3130AECJ7	3,250,000.00	AA+	Aaa	06/04/18	06/06/18	3,254,745.00	2.55	7,820.31	3,253,424.46	3,254,689.75
FNMA NOTES DTD 08/01/2017 1.500% 07/30/2020	3135G0T60	3,600,000.00	AA+	Aaa	07/28/17	08/01/17	3,589,092.00	1.60	22,650.00	3,594,183.37	3,540,474.00
FANNIE MAE NOTES DTD 06/25/2018 2.750% 06/22/2021	3135G0U35	1,745,000.00	AA+	Aaa	06/22/18	06/25/18	1,744,598.65	2.76	1,199.69	1,744,663.44	1,754,791.20
FREDDIE MAC NOTES (CALLABLE) DTD 08/27/2018 2.900% 08/27/2021	3134GSWC5	2,450,000.00	AA+	Aaa	08/22/18	08/27/18	2,450,000.00	2.90	24,472.78	2,450,000.00	2,449,990.20
FEDERAL HOME LOAN BANKS NOTES (CALLABLE) DTD 09/20/2018 3.000% 09/20/2021	3130AEXV7	1,825,000.00	AA+	Aaa	09/13/18	09/20/18	1,825,000.00	3.00	15,360.42	1,825,000.00	1,829,558.85
FEDERAL HOME LOAN BANKS NOTES DTD 10/12/2018 3.000% 10/12/2021	3130AF5B9	2,425,000.00	AA+	Aaa	11/02/18	11/06/18	2,423,593.50	3.02	15,964.58	2,423,673.55	2,455,933.30
Security Type Sub-Total		22,680,000.00					22,662,819.50	2.11	113,208.62	22,672,820.23	22,583,006.38

Corporate Note



Managed Account Detail of Securities Held

For the Month Ending **December 31, 2018**

CITY OF HAYWARD - 35310000

Security Type/Description Dated Date/Coupon/Maturity	CUSIP	Par	S&P Rating	Moody's Rating	Trade Date	Settle Date	Original Cost	YTM at Cost	Accrued Interest	Amortized Cost	Market Value
Corporate Note											
AMERICAN EXPRESS CREDIT (CALLABLE) CORP DTD 10/31/2016 1.700% 10/30/2019	0258M0EC9	400,000.00	A-	A2	01/31/17	02/03/17	396,960.00	1.99	1,152.22	399,063.53	395,590.80
GOLDMAN SACHS GROUP (CALLABLE) INC BONDS DTD 12/13/2016 2.300% 12/13/2019	38145GAJ9	600,000.00	BBB+	A3	12/08/16	12/13/16	599,550.00	2.33	690.00	599,854.15	593,896.20
IBM CORP NOTES DTD 01/27/2017 1.900% 01/27/2020	459200JN2	600,000.00	A	A1	01/24/17	01/27/17	599,424.00	1.93	4,876.67	599,790.37	593,169.60
APPLE INC BONDS DTD 02/09/2017 1.900% 02/07/2020	037833CK4	400,000.00	AA+	Aa1	02/02/17	02/09/17	399,804.00	1.92	3,040.00	399,926.65	396,526.80
AMERICAN HONDA FINANCE DTD 02/16/2017 2.000% 02/14/2020	02665WBM2	280,000.00	A+	A2	02/13/17	02/16/17	279,602.40	2.05	2,131.11	279,848.51	276,735.48
BNY MELLON (CALLABLE) CORP NOTE DTD 02/24/2015 2.150% 02/24/2020	06406HCZ0	600,000.00	A	A1	04/10/17	04/13/17	603,102.00	1.96	4,550.83	601,211.29	594,742.80
JOHN DEERE CAPITAL CORP NOTES DTD 03/15/2017 2.200% 03/13/2020	24422ETO2	250,000.00	A	A2	03/10/17	03/15/17	249,805.00	2.23	1,650.00	249,920.28	247,693.75
JOHN DEERE CAPITAL CORP NOTES DTD 03/13/2018 2.875% 03/12/2021	24422EUD9	300,000.00	A	A2	03/08/18	03/13/18	299,796.00	2.90	2,611.46	299,848.67	299,194.20
NATIONAL RURAL UTIL COOP DTD 02/26/2018 2.900% 03/15/2021	63743HER9	250,000.00	A	A2	02/21/18	02/26/18	249,722.50	2.94	2,134.72	249,795.31	248,861.75
TOYOTA MOTOR CREDIT CORP NOTES DTD 04/13/2018 2.950% 04/13/2021	89236TEU5	365,000.00	AA-	Aa3	04/10/18	04/13/18	364,854.00	2.96	2,332.96	364,887.76	365,054.75
MORGAN STANLEY CORP NOTES DTD 04/21/2016 2.500% 04/21/2021	61746BEA0	300,000.00	BBB+	A3	02/13/18	02/15/18	294,960.00	3.06	1,458.33	296,307.74	293,638.80
CHARLES SCHWAB CORP NOTES DTD 05/22/2018 3.250% 05/21/2021	808513AW5	235,000.00	A	A2	05/17/18	05/22/18	234,992.95	3.25	848.61	234,994.19	236,146.80
PACCAR FINANCIAL CORP BONDS DTD 08/09/2018 3.150% 08/09/2021	69371RP42	295,000.00	A+	A1	08/06/18	08/09/18	294,908.55	3.16	3,665.38	294,920.00	295,648.71



Managed Account Detail of Securities Held

For the Month Ending **December 31, 2018**

CITY OF HAYWARD - 35310000

Security Type/Description Dated Date/Coupon/Maturity	CUSIP	Par	S&P Rating	Moody's Rating	Trade Date	Settle Date	Original Cost	YTM at Cost	Accrued Interest	Amortized Cost	Market Value
Corporate Note											
CATERPILLAR FINANCIAL SERVICES CORP CORP DTD 09/07/2018 3.150% 09/07/2021	14913Q2N8	325,000.00	A	A3	09/04/18	09/07/18	324,749.75	3.18	3,241.88	324,775.14	325,856.38
3M COMPANY DTD 09/14/2018 3.000% 09/14/2021	88579YBA8	145,000.00	AA-	A1	09/11/18	09/14/18	144,702.75	3.07	1,292.92	144,731.09	146,171.89
BANK OF AMERICA CORP (CALLABLE) DTD 09/18/2017 2.328% 10/01/2021	06051GGS2	200,000.00	A-	A3	11/27/17	11/29/17	199,026.00	2.46	1,164.00	199,295.49	196,096.20
BANK OF AMERICA CORP (CALLABLE) DTD 09/18/2017 2.328% 10/01/2021	06051GGS2	390,000.00	A-	A3	09/13/17	09/18/17	390,000.00	2.33	2,269.80	390,000.00	382,387.59
AMERICAN EXPRESS CREDIT CORP NOTES DTD 11/06/2018 3.700% 11/05/2021	025816BY4	200,000.00	BBB+	A3	11/01/18	11/06/18	199,956.00	3.71	1,130.56	199,958.09	201,796.80
HOME DEPOT INC DTD 12/06/2018 3.250% 03/01/2022	437076BV3	175,000.00	A	A2	11/27/18	12/06/18	174,520.50	3.34	394.97	174,528.69	176,816.50
JPMORGAN CHASE & CO CORP NOTES DTD 06/18/2018 3.514% 06/18/2022	46647PAS5	600,000.00	A-	A2	06/11/18	06/18/18	600,000.00	3.51	761.37	600,000.00	601,357.80
Security Type Sub-Total		6,910,000.00					6,900,436.40	2.61	41,397.79	6,903,656.95	6,867,383.60

Certificate of Deposit											
SKANDINAV ENSKILDA BANKEN NY CD DTD 08/04/2017 1.840% 08/02/2019	83050FXT3	1,200,000.00	A-1	P-1	08/03/17	08/04/17	1,199,532.00	1.85	9,322.67	1,199,863.07	1,193,295.60
MUFG BANK LTD/NY CERT DEPOS DTD 09/27/2017 2.070% 09/25/2019	06539RGM3	625,000.00	A-1	P-1	09/25/17	09/27/17	625,000.00	2.07	3,521.88	625,000.00	620,639.38
CREDIT SUISSE NEW YORK CERT DEPOS DTD 02/08/2018 2.670% 02/07/2020	22549LFR1	600,000.00	A	A1	02/07/18	02/08/18	600,000.00	2.67	14,373.50	600,000.00	598,973.40
NORDEA BANK AB NY CD DTD 02/22/2018 2.720% 02/20/2020	65590ASN7	600,000.00	AA-	Aa3	02/20/18	02/22/18	600,000.00	2.72	5,938.67	600,000.00	599,635.20
UBS AG STAMFORD CT LT CD DTD 03/06/2018 2.900% 03/02/2020	90275DHG8	600,000.00	A+	Aa2	03/02/18	03/06/18	600,000.00	2.93	5,751.67	600,000.00	600,339.60



Managed Account Detail of Securities Held

For the Month Ending **December 31, 2018**

CITY OF HAYWARD - 35310000

Security Type/Description Dated Date/Coupon/Maturity	CUSIP	Par	S&P Rating	Moody's Rating	Trade Date	Settle Date	Original Cost	YTM at Cost	Accrued Interest	Amortized Cost	Market Value
Certificate of Deposit											
CREDIT AGRICOLE CIB NY FLT CERT DEPOS DTD 04/10/2018 2.884% 04/10/2020	22532XHT8	600,000.00	A+	A1	04/06/18	04/10/18	600,000.00	2.85	3,989.88	600,000.00	600,150.00
CANADIAN IMP BK COMM NY FLT CERT DEPOS DTD 04/10/2018 2.814% 04/10/2020	13606BVF0	600,000.00	A+	Aa2	04/06/18	04/10/18	600,000.00	2.78	3,893.05	600,000.00	601,114.80
BANK OF NOVA SCOTIA HOUSTON CD DTD 06/07/2018 3.080% 06/05/2020	06417GU22	600,000.00	A+	Aa2	06/05/18	06/07/18	599,772.00	3.10	1,334.67	599,834.86	601,754.40
BANK OF MONTREAL CHICAGO CERT DEPOS DTD 08/03/2018 3.190% 08/03/2020	06370REU9	600,000.00	A+	Aa2	08/01/18	08/03/18	600,000.00	3.23	8,028.17	600,000.00	599,301.00
SUMITOMO MITSUI BANK NY CERT DEPOS DTD 10/18/2018 3.390% 10/16/2020	86565BPC9	600,000.00	A	A1	10/16/18	10/18/18	599,184.00	3.46	4,124.50	599,264.55	604,138.20
ROYAL BANK OF CANADA NY CD DTD 06/08/2018 3.240% 06/07/2021	78012UEE1	600,000.00	AA-	Aa2	06/07/18	06/08/18	600,000.00	3.24	1,296.00	600,000.00	600,061.20

Security Type Sub-Total		7,225,000.00					7,223,488.00	2.73	61,574.66	7,223,962.48	7,219,402.78
--------------------------------	--	---------------------	--	--	--	--	---------------------	-------------	------------------	---------------------	---------------------

Asset-Backed Security / Collateralized Mortgage Obligation											
TOYOTA ABS 2017-A A3 DTD 03/15/2017 1.730% 02/15/2021	89238MAD0	130,357.85	AAA	Aaa	03/07/17	03/15/17	130,342.50	1.74	100.23	130,349.35	129,428.99
JOHN DEERE ABS 2017-A A3 DTD 03/02/2017 1.780% 04/15/2021	47787XAC1	105,684.09	NR	Aaa	02/22/17	03/02/17	105,669.04	1.79	83.61	105,673.87	104,928.97
ALLY ABS 2017-1 A3 DTD 01/31/2017 1.700% 06/15/2021	02007PAC7	103,854.09	NR	Aaa	01/24/17	01/31/17	103,845.01	1.70	78.47	103,849.21	103,135.90
GMALT 2018-3 A3 DTD 09/26/2018 3.180% 06/20/2021	36256GAD1	170,000.00	AAA	Aaa	09/18/18	09/26/18	169,986.57	3.19	165.18	169,987.83	170,242.96
BMWLT 2018-1 A3 DTD 10/17/2018 3.260% 07/20/2021	05586CAC8	125,000.00	AAA	Aaa	10/10/18	10/17/18	124,982.63	3.27	124.51	124,983.95	125,591.09
HONDA ABS 2017-1 A3 DTD 03/28/2017 1.720% 07/21/2021	43814TAC6	225,931.50	NR	Aaa	03/21/17	03/28/17	225,918.06	1.72	107.95	225,921.47	223,989.03



Managed Account Detail of Securities Held

For the Month Ending **December 31, 2018**

CITY OF HAYWARD - 35310000

Security Type/Description Dated Date/Coupon/Maturity	CUSIP	Par	S&P Rating	Moody's Rating	Trade Date	Settle Date	Original Cost	YTM at Cost	Accrued Interest	Amortized Cost	Market Value
Asset-Backed Security / Collateralized Mortgage Obligation											
HYUNDAI ABS 2017-A A3 DTD 03/29/2017 1.760% 08/15/2021	44931PAD8	260,000.00	AAA	NR	03/22/17	03/29/17	259,978.97	1.76	203.38	259,980.82	257,433.38
NISSAN ABS 2017-A A3 DTD 03/28/2017 1.740% 08/15/2021	654747AD6	315,000.00	NR	Aaa	03/21/17	03/28/17	314,966.64	1.74	243.60	314,977.10	312,069.49
ALLY ABS 2017-2 A3 DTD 03/29/2017 1.780% 08/15/2021	02007HAC5	419,709.29	NR	Aaa	03/21/17	03/29/17	419,659.81	1.79	332.04	419,680.67	416,527.31
NISSAN AUTO LEASE TRUST DTD 10/24/2018 3.250% 09/15/2021	65478BAD3	225,000.00	AAA	Aaa	10/16/18	10/24/18	224,980.34	3.26	325.00	224,981.56	225,266.92
FORDL 2018-B A3 DTD 09/21/2018 3.190% 12/15/2021	34531LAD2	230,000.00	NR	Aaa	09/18/18	09/21/18	229,980.57	3.41	326.09	229,982.20	230,950.98
HART 2018-B A3 DTD 12/12/2018 3.200% 12/15/2022	44933AAC1	150,000.00	AAA	Aaa	12/04/18	12/12/18	149,998.20	3.48	253.33	149,998.25	150,848.40
FORD CREDIT AUTO OWNER TRUST DTD 10/23/2018 3.240% 04/15/2023	34532TAD4	200,000.00	NR	Aaa	10/16/18	10/23/18	199,965.80	3.34	288.00	199,967.17	201,046.36
NAROT 2018-C A3 DTD 12/12/2018 3.220% 06/15/2023	65478NAD7	200,000.00	AAA	Aaa	12/04/18	12/12/18	199,961.68	3.53	339.89	199,962.18	201,439.38
CARMAX AUTO OWNER TRUST DTD 07/25/2018 3.130% 06/15/2023	14313FAD1	285,000.00	AAA	NR	07/18/18	07/25/18	284,961.15	3.36	396.47	284,964.47	286,089.50
CARMAX AUTO OWNER TRUST DTD 10/24/2018 3.360% 09/15/2023	14315EAC4	225,000.00	AAA	NR	10/17/18	10/24/18	224,997.93	3.36	336.00	224,998.18	226,541.18
Security Type Sub-Total		3,370,536.82					3,370,194.90	2.62	3,703.75	3,370,258.28	3,365,529.84
Managed Account Sub-Total		122,824,608.15					122,387,880.43	2.07	498,846.34	122,529,364.52	121,751,360.29
Securities Sub-Total		\$122,824,608.15					\$122,387,880.43	2.07%	\$498,846.34	\$122,529,364.52	\$121,751,360.29
Accrued Interest											\$498,846.34
Total Investments											\$122,250,206.63



Managed Account Fair Market Value & Analytics

For the Month Ending **December 31, 2018**

CITY OF HAYWARD - 35310000

Security Type/Description	Dated Date/Coupon/Maturity	CUSIP	Par	Broker	Next Call Date	Market Price	Market Value	Unreal G/L On Cost	Unreal G/L Amort Cost	Effective Duration	Duration to Worst at Mkt	YTM
U.S. Treasury Bond / Note												
US TREASURY NOTES	DTD 12/01/2014 1.500% 11/30/2019	912828G61	5,850,000.00	BARCLAYS		98.97	5,789,674.80	(69,465.83)	(63,159.35)	0.90	0.90	2.65
US TREASURY NOTES	DTD 12/31/2014 1.625% 12/31/2019	912828G95	600,000.00	CITIGRP		99.00	594,023.40	703.09	(2,351.74)	0.98	0.98	2.64
US TREASURY NOTES	DTD 02/02/2015 1.250% 01/31/2020	912828H52	4,070,000.00	HSBC		98.55	4,011,176.29	(26,390.90)	(47,235.36)	1.06	1.06	2.61
US TREASURY NOTES	DTD 03/02/2015 1.375% 02/29/2020	912828J50	1,000,000.00	BARCLAYS		98.60	986,016.00	(7,929.31)	(11,662.78)	1.14	1.14	2.60
US TREASURY NOTES	DTD 03/02/2015 1.375% 02/29/2020	912828J50	3,500,000.00	JPM_CHAS		98.60	3,451,056.00	(48,807.28)	(48,880.13)	1.14	1.14	2.60
US TREASURY NOTES	DTD 04/01/2013 1.125% 03/31/2020	912828UV0	2,915,000.00	MORGAN_S		98.26	2,864,328.56	(456.01)	(29,800.45)	1.22	1.22	2.55
US TREASURY NOTES	DTD 04/30/2015 1.375% 04/30/2020	912828K58	4,300,000.00	MORGAN_S		98.46	4,233,818.70	(46,864.89)	(57,716.28)	1.30	1.30	2.56
US TREASURY NOTES	DTD 06/01/2015 1.500% 05/31/2020	912828XE5	2,500,000.00	BMO		98.53	2,463,280.00	(30,958.28)	(33,632.28)	1.39	1.39	2.56
US TREASURY NOTES	DTD 06/30/2015 1.625% 06/30/2020	912828XH8	7,750,000.00	CITIGRP		98.65	7,645,251.00	(132,600.56)	(118,781.38)	1.47	1.47	2.55
US TREASURY NOTES	DTD 07/31/2015 1.625% 07/31/2020	912828XM7	2,750,000.00	MERRILL		98.58	2,711,005.00	(39,532.11)	(39,280.59)	1.54	1.54	2.54
US TREASURY NOTES	DTD 08/31/2015 1.375% 08/31/2020	912828L32	1,275,000.00	JPM_CHAS		98.11	1,250,944.58	(21,614.99)	(22,691.08)	1.62	1.62	2.54
US TREASURY NOTES	DTD 11/30/2015 1.625% 11/30/2020	912828M98	500,000.00	MORGAN_S		98.35	491,758.00	(6,367.00)	(7,068.61)	1.87	1.87	2.51
US TREASURY NOTES	DTD 11/30/2015 1.625% 11/30/2020	912828M98	3,600,000.00	MORGAN_S		98.35	3,540,657.60	(43,733.03)	(49,544.96)	1.87	1.87	2.51
US TREASURY NOTES	DTD 12/31/2015 1.750% 12/31/2020	912828N48	4,600,000.00	GOLDMAN		98.57	4,534,413.20	(43,664.93)	(51,198.51)	1.95	1.95	2.49
US TREASURY NOTES	DTD 01/31/2016 1.375% 01/31/2021	912828N89	400,000.00	MORGAN_S		97.71	390,828.00	2,109.25	(1,248.32)	2.02	2.02	2.51
US TREASURY NOTES	DTD 01/31/2016 1.375% 01/31/2021	912828N89	450,000.00	CITIGRP		97.71	439,681.50	(1,371.23)	(4,237.00)	2.02	2.02	2.51
US TREASURY NOTES	DTD 01/31/2016 1.375% 01/31/2021	912828N89	3,500,000.00	MORGAN_S		97.71	3,419,745.00	(10,255.00)	(32,386.34)	2.02	2.02	2.51



Managed Account Fair Market Value & Analytics

For the Month Ending **December 31, 2018**

CITY OF HAYWARD - 35310000

Security Type/Description Dated Date/Coupon/Maturity	CUSIP	Par	Broker	Next Call Date	Market Price	Market Value	Unreal G/L On Cost	Unreal G/L Amort Cost	Effective Duration	Duration to Worst at Mkt	YTM
U.S. Treasury Bond / Note											
US TREASURY N/B DTD 02/29/2016 1.125% 02/28/2021	912828P87	625,000.00	MORGAN_S		97.11	606,958.13	4,638.79	(1,843.83)	2.11	2.11	2.50
US TREASURY N/B DTD 02/29/2016 1.125% 02/28/2021	912828P87	3,100,000.00	MORGAN_S		97.11	3,010,512.30	26,883.39	(5,772.91)	2.11	2.11	2.50
US TREASURY NOTES DTD 06/02/2014 2.000% 05/31/2021	912828WN6	3,225,000.00	JPM_CHAS		98.89	3,189,221.85	21,541.19	10,889.53	2.34	2.34	2.48
US TREASURY NOTES DTD 06/30/2014 2.125% 06/30/2021	912828WR7	1,500,000.00	MERRILL		99.17	1,487,578.50	10,547.25	6,922.06	2.42	2.42	2.47
US TREASURY NOTES DTD 08/15/2018 2.750% 08/15/2021	9128284W7	1,575,000.00	MERRILL		100.68	1,585,643.85	9,351.86	9,476.00	2.49	2.49	2.48
US TREASURY NOTES DTD 08/15/2018 2.750% 08/15/2021	9128284W7	1,725,000.00	NOMURA		100.68	1,736,657.55	19,002.28	18,349.10	2.49	2.49	2.48
Security Type Sub-Total		61,310,000.00				60,434,229.81	(435,234.25)	(582,855.21)	1.60	1.60	2.55
Supra-National Agency Bond / Note											
INTL BANK OF RECON AND DEV GLOBAL NOTES DTD 10/27/2016 1.125% 11/27/2019	459058FS7	1,225,000.00	CITIGRP		98.70	1,209,040.70	(5,510.05)	(11,699.61)	0.89	0.89	2.59
INTL BANK OF RECONSTRUCTION AND DEV NOTE DTD 09/19/2017 1.561% 09/12/2020	45905UP32	1,225,000.00	HSBC		98.17	1,202,553.10	(19,506.90)	(20,754.84)	1.65	1.65	2.67
INTER-AMERICAN DEVELOPMENT BANK DTD 11/08/2013 2.125% 11/09/2020	4581X0CD8	1,215,000.00	HSBC		99.07	1,203,660.41	(22,601.55)	(18,201.17)	1.80	1.80	2.64
INTERNATIONAL FINANCE CORPORATION NOTE DTD 03/16/2018 2.635% 03/09/2021	45950VLO7	1,850,000.00	HSBC		99.89	1,847,903.95	(708.55)	(1,062.42)	2.10	2.10	2.69
INTER-AMERICAN DEVELOPMENT BANK NOTE DTD 04/19/2018 2.625% 04/19/2021	4581X0DB1	1,400,000.00	CITIGRP		100.10	1,401,386.00	4,466.00	3,768.55	2.21	2.21	2.58
INTL BANK OF RECONSTRUCTION AND DEV NOTE DTD 07/25/2018 2.750% 07/23/2021	459058GH0	1,795,000.00	MORGAN_S		100.41	1,802,300.27	11,500.57	10,915.29	2.43	2.43	2.58
Security Type Sub-Total		8,710,000.00				8,666,844.43	(32,360.48)	(37,034.20)	1.91	1.91	2.63



Managed Account Fair Market Value & Analytics

For the Month Ending **December 31, 2018**

CITY OF HAYWARD - 35310000

Security Type/Description Dated Date/Coupon/Maturity	CUSIP	Par	Broker	Next Call Date	Market Price	Market Value	Unreal G/L On Cost	Unreal G/L Amort Cost	Effective Duration	Duration to Worst at Mkt	YTM
Municipal Bond / Note											
UNIV OF CAL TXBL REV BOND DTD 05/18/2017 1.610% 05/15/2019	91412GS71	625,000.00	JEFFERIE		99.63	622,668.75	(2,331.25)	(2,331.25)	0.37	0.37	2.60
CT ST TXBL GO BONDS DTD 08/17/2016 1.300% 08/15/2019	20772J3D2	1,340,000.00	MORGANST		98.92	1,325,474.40	(17,420.00)	(15,135.45)	0.61	0.61	3.07
UNIV OF CAL TXBL REV BOND DTD 05/18/2017 1.900% 05/15/2020	91412GS89	625,000.00	JEFFERIE		98.81	617,568.75	(7,431.25)	(7,431.25)	1.34	1.34	2.79
CA ST TXBL GO BONDS DTD 04/25/2018 2.800% 04/01/2021	13063DGA0	1,425,000.00	JPM_CHAS		99.91	1,423,746.00	(1,311.00)	(1,285.85)	2.15	2.15	2.84
UNIV OF CAL TXBL REV BONDS DTD 06/05/2018 3.029% 05/15/2021	91412HBH5	455,000.00	MERRILL		100.86	458,890.25	3,890.25	3,890.25	2.27	2.27	2.65
Security Type Sub-Total		4,470,000.00				4,448,348.15	(24,603.25)	(22,293.55)	1.34	1.34	2.85

Federal Agency Collateralized Mortgage Obligation											
FNMA SERIES 2015-M15 ASQ2 DTD 11/01/2015 1.898% 01/01/2019	3136AQS71	12,239.57	GOLDMAN		99.79	12,214.00	(147.96)	(25.57)	0.08	0.07	3.14
FNMA SERIES 2015-M10 FA DTD 06/01/2015 2.532% 03/01/2019	3136ANA98	52,047.29	CITIGRP		99.83	51,961.37	(70.86)	(85.92)	0.08	0.17	2.51
FNMA SERIES 2016-M9 ASQ2 DTD 06/01/2016 1.785% 06/01/2019	3136ASPX8	3,802.55	CSFB		99.50	3,783.58	(56.99)	(20.20)	0.37	0.35	2.89
FANNIE MAE SERIES 2015-M13 ASQ2 DTD 10/01/2015 1.646% 09/01/2019	3136AODO0	75,321.73	MORGANST		99.39	74,865.36	(1,210.63)	(505.34)	0.43	0.55	2.55
FREDDIE MAC SERIES 4459 NB DTD 04/01/2015 4.500% 01/01/2020	3137BHU39	4,189.46	CITIGRP		99.88	4,184.53	(207.86)	(45.10)	0.18	0.54	4.39
FHMS K006 A2 DTD 04/01/2010 4.251% 01/25/2020	31398VJ98	1,225,000.00	CITIGRP		100.89	1,235,909.61	(13,973.20)	(5,620.28)	0.91	0.56	2.18
FNMA SERIES 2015-M12 FA DTD 09/01/2015 2.622% 04/01/2020	3136AP3Z3	183,982.10	MERRILL		99.90	183,801.21	(114.66)	(180.89)	0.08	0.69	2.51
FHLMC SERIES K013 A1 DTD 05/01/2011 2.902% 08/25/2020	3137AA4V2	479,303.06	WELLS_FA		99.89	478,787.33	(9,633.70)	(4,327.16)	0.84	1.21	2.83
FHMS K714 A2 DTD 01/01/2014 3.034% 10/25/2020	3137B6ZM6	874,261.87	CITIGRP		99.95	873,852.45	(24,690.69)	(14,810.86)	1.49	0.93	2.87



Managed Account Fair Market Value & Analytics

For the Month Ending **December 31, 2018**

CITY OF HAYWARD - 35310000

Security Type/Description	Dated Date/Coupon/Maturity	CUSIP	Par	Broker	Next Call Date	Market Price	Market Value	Unreal G/L On Cost	Unreal G/L Amort Cost	Effective Duration	Duration to Worst at Mkt	YTM
Federal Agency Collateralized Mortgage Obligation												
FNA 2018-M5 A2	DTD 04/01/2018 3.560% 09/25/2021	3136B1XP4	717,722.36	JPM_CHAS		101.12	725,783.75	(6,214.83)	(3,505.75)	2.10	1.38	2.58
FHMS KJ23 A1	DTD 12/01/2018 3.174% 03/01/2022	3137FKK70	1,225,000.00	GOLDMAN		100.62	1,232,637.14	7,646.94	7,646.94	2.56	1.62	2.66
FHMS K023 A1	DTD 12/01/2012 1.583% 04/25/2022	3137AWOG3	100,881.35	BAIRD		97.97	98,830.22	139.89	(238.77)	1.68	1.66	2.75
FHMS K023 A1	DTD 12/01/2012 1.583% 04/25/2022	3137AWQG3	442,893.75	BARCLAYS		97.97	433,888.79	2,188.47	1,077.24	1.68	1.66	2.75
FHMS K023 A1	DTD 12/01/2012 1.583% 04/25/2022	3137AWOG3	910,392.71	BAIRD		97.97	891,882.51	1,404.63	(2,037.99)	1.68	1.66	2.75
FHMS J22F A1	DTD 11/01/2018 3.454% 05/25/2023	3137FJYA1	1,252,033.53	MORGAN_S		101.49	1,270,730.27	18,730.54	18,730.54	2.71	2.19	2.67
FHMS KP05 A	DTD 12/01/2018 3.203% 07/01/2023	3137FKK39	590,000.00	CSFB		100.59	593,503.18	3,504.95	3,503.18	2.20	2.26	2.85
Security Type Sub-Total			8,149,071.33				8,166,615.30	(22,705.96)	(445.93)	1.80	1.44	2.64

Federal Agency Bond / Note												
FNMA NOTES	DTD 09/02/2016 1.000% 08/28/2019	3135G0P49	1,300,000.00	HSBC		98.93	1,286,147.20	(13,072.80)	(13,674.10)	0.65	0.65	2.64
FNMA NOTES	DTD 09/02/2016 1.000% 08/28/2019	3135G0P49	1,800,000.00	GOLDMAN		98.93	1,780,819.20	(16,372.80)	(18,554.87)	0.65	0.65	2.64
FHLB GLOBAL NOTES	DTD 09/09/2016 1.000% 09/26/2019	3130A9EP2	1,575,000.00	TD SEC U		98.79	1,555,955.10	(18,493.65)	(18,907.25)	0.72	0.72	2.67
FNMA NOTES	DTD 02/28/2017 1.500% 02/28/2020	3135G0T29	1,510,000.00	JPM_CHAS		98.86	1,492,813.18	(16,220.42)	(16,808.60)	1.14	1.14	2.50
FHLMC AGENCY NOTES	DTD 04/20/2017 1.375% 04/20/2020	3137EAEF2	1,200,000.00	WELLS_FA		98.49	1,181,834.40	(14,061.60)	(16,361.51)	1.28	1.28	2.56
FEDERAL HOME LOAN BANKS NOTES	DTD 05/21/2018 2.625% 05/28/2020	3130AECJ7	3,250,000.00	NOMURA		100.14	3,254,689.75	(55.25)	1,265.29	1.37	1.37	2.52
FNMA NOTES	DTD 08/01/2017 1.500% 07/30/2020	3135G0T60	3,600,000.00	BARCLAYS		98.35	3,540,474.00	(48,618.00)	(53,709.37)	1.54	1.54	2.57
FANNIE MAE NOTES	DTD 06/25/2018 2.750% 06/22/2021	3135G0U35	1,745,000.00	NOMURA		100.56	1,754,791.20	10,192.55	10,127.76	2.38	2.38	2.51



Managed Account Fair Market Value & Analytics

For the Month Ending **December 31, 2018**

CITY OF HAYWARD - 35310000

Security Type/Description	Dated Date/Coupon/Maturity	CUSIP	Par	Broker	Next Call Date	Market Price	Market Value	Unreal G/L On Cost	Unreal G/L Amort Cost	Effective Duration	Duration to Worst at Mkt	YTM
Federal Agency Bond / Note												
FREDDIE MAC NOTES (CALLABLE) DTD 08/27/2018 2.900% 08/27/2021		3134GSWC5	2,450,000.00	CITIGRP	02/27/19	100.00	2,449,990.20	(9.80)	(9.80)	0.92	0.16	2.90
FEDERAL HOME LOAN BANKS NOTES (CALLABLE) DTD 09/20/2018 3.000% 09/20/2021		3130AEXV7	1,825,000.00	CITIGRP	09/20/19	100.25	1,829,558.85	4,558.85	4,558.85	1.54	0.70	2.90
FEDERAL HOME LOAN BANKS NOTES DTD 10/12/2018 3.000% 10/12/2021		3130AF5B9	2,425,000.00	CITIGRP		101.28	2,455,933.30	32,339.80	32,259.75	2.64	2.64	2.52
Security Type Sub-Total			22,680,000.00				22,583,006.38	(79,813.12)	(89,813.85)	1.42	1.27	2.63
Corporate Note												
AMERICAN EXPRESS CREDIT (CALLABLE) CORP DTD 10/31/2016 1.700% 10/30/2019		0258M0EC9	400,000.00	JPM_CHAS	09/30/19	98.90	395,590.80	(1,369.20)	(3,472.73)	0.81	0.82	3.05
GOLDMAN SACHS GROUP (CALLABLE) INC BONDS DTD 12/13/2016 2.300% 12/13/2019		38145GAJ9	600,000.00	GS	11/13/19	98.98	593,896.20	(5,653.80)	(5,957.95)	0.92	0.93	3.40
IBM CORP NOTES DTD 01/27/2017 1.900% 01/27/2020		459200JN2	600,000.00	RBC		98.86	593,169.60	(6,254.40)	(6,620.77)	1.04	1.04	2.99
APPLE INC BONDS DTD 02/09/2017 1.900% 02/07/2020		037833CK4	400,000.00	JPM_CHAS		99.13	396,526.80	(3,277.20)	(3,399.85)	1.07	1.07	2.71
AMERICAN HONDA FINANCE DTD 02/16/2017 2.000% 02/14/2020		02665WBM2	280,000.00	MIZUHO		98.83	276,735.48	(2,866.92)	(3,113.03)	1.09	1.09	3.07
BNY MELLON (CALLABLE) CORP NOTE DTD 02/24/2015 2.150% 02/24/2020		06406HCZ0	600,000.00	US_BANCO	01/24/20	99.12	594,742.80	(8,359.20)	(6,468.49)	1.10	1.11	2.93
JOHN DEERE CAPITAL CORP NOTES DTD 03/15/2017 2.200% 03/13/2020		24422ETQ2	250,000.00	MITSU		99.08	247,693.75	(2,111.25)	(2,226.53)	1.17	1.17	2.99
JOHN DEERE CAPITAL CORP NOTES DTD 03/13/2018 2.875% 03/12/2021		24422EUD9	300,000.00	BARCLAYS		99.73	299,194.20	(601.80)	(654.47)	2.10	2.10	3.00
NATIONAL RURAL UTIL COOP DTD 02/26/2018 2.900% 03/15/2021		63743HER9	250,000.00	RBC		99.54	248,861.75	(860.75)	(933.56)	2.10	2.10	3.11
TOYOTA MOTOR CREDIT CORP NOTES DTD 04/13/2018 2.950% 04/13/2021		89236TEU5	365,000.00	JPM_CHAS		100.02	365,054.75	200.75	166.99	2.18	2.18	2.94



Managed Account Fair Market Value & Analytics

For the Month Ending **December 31, 2018**

CITY OF HAYWARD - 35310000

Security Type/Description Dated Date/Coupon/Maturity	CUSIP	Par	Broker	Next Call Date	Market Price	Market Value	Unreal G/L On Cost	Unreal G/L Amort Cost	Effective Duration	Duration to Worst at Mkt	YTM
Corporate Note											
MORGAN STANLEY CORP NOTES DTD 04/21/2016 2.500% 04/21/2021	61746BEA0	300,000.00	GOLDMAN		97.88	293,638.80	(1,321.20)	(2,668.94)	2.21	2.21	3.46
CHARLES SCHWAB CORP NOTES DTD 05/22/2018 3.250% 05/21/2021	808513AW5	235,000.00	CSFB		100.49	236,146.80	1,153.85	1,152.61	2.28	2.28	3.04
PACCAR FINANCIAL CORP BONDS DTD 08/09/2018 3.150% 08/09/2021	69371RP42	295,000.00	CITIGRP		100.22	295,648.71	740.16	728.71	2.45	2.45	3.06
CATERPILLAR FINANCIAL SERVICES CORP CORP DTD 09/07/2018 3.150% 09/07/2021	14913Q2N8	325,000.00	BARCLAYS		100.26	325,856.38	1,106.63	1,081.24	2.53	2.53	3.05
3M COMPANY DTD 09/14/2018 3.000% 09/14/2021	88579YBA8	145,000.00	CITIGRP		100.81	146,171.89	1,469.14	1,440.80	2.56	2.56	2.69
BANK OF AMERICA CORP (CALLABLE) DTD 09/18/2017 2.328% 10/01/2021	06051GGS2	200,000.00	MERRILL	10/01/20	98.05	196,096.20	(2,929.80)	(3,199.29)	1.74	2.62	3.07
BANK OF AMERICA CORP (CALLABLE) DTD 09/18/2017 2.328% 10/01/2021	06051GGS2	390,000.00	MERRILL	10/01/20	98.05	382,387.59	(7,612.41)	(7,612.41)	1.74	2.62	3.07
AMERICAN EXPRESS CREDIT CORP NOTES DTD 11/06/2018 3.700% 11/05/2021	025816BY4	200,000.00	RBC		100.90	201,796.80	1,840.80	1,838.71	2.67	2.67	3.36
HOME DEPOT INC DTD 12/06/2018 3.250% 03/01/2022	437076BV3	175,000.00	JPM_CHAS		101.04	176,816.50	2,296.00	2,287.81	2.98	2.98	2.91
JPMORGAN CHASE & CO CORP NOTES DTD 06/18/2018 3.514% 06/18/2022	46647PAS5	600,000.00	JPM_CHAS		100.23	601,357.80	1,357.80	1,357.80	3.23	3.23	3.44
Security Type Sub-Total		6,910,000.00				6,867,383.60	(33,052.80)	(36,273.35)	1.78	1.86	3.09

Certificate of Deposit											
SKANDINAV ENSKILDA BANKEN NY CD DTD 08/04/2017 1.840% 08/02/2019	83050FXT3	1,200,000.00	BARCLAYS		99.44	1,193,295.60	(6,236.40)	(6,567.47)	0.57	0.57	2.72
MUFG BANK LTD/NY CERT DEPOS DTD 09/27/2017 2.070% 09/25/2019	06539RGM3	625,000.00	MITSU		99.30	620,639.38	(4,360.62)	(4,360.62)	0.72	0.72	2.97
CREDIT SUISSE NEW YORK CERT DEPOS DTD 02/08/2018 2.670% 02/07/2020	22549LFR1	600,000.00	CSFB		99.83	598,973.40	(1,026.60)	(1,026.60)	1.04	1.04	2.83
NORDEA BANK AB NY CD DTD 02/22/2018 2.720% 02/20/2020	65590ASN7	600,000.00	GOLDMAN		99.94	599,635.20	(364.80)	(364.80)	1.10	1.10	2.77



Managed Account Fair Market Value & Analytics

For the Month Ending **December 31, 2018**

CITY OF HAYWARD - 35310000

Security Type/Description Dated Date/Coupon/Maturity	CUSIP	Par	Broker	Next Call Date	Market Price	Market Value	Unreal G/L On Cost	Unreal G/L Amort Cost	Effective Duration	Duration to Worst at Mkt	YTM
Certificate of Deposit											
UBS AG STAMFORD CT LT CD DTD 03/06/2018 2.900% 03/02/2020	90275DHG8	600,000.00	UBS		100.06	600,339.60	339.60	339.60	1.14	1.14	2.88
CREDIT AGRICOLE CIB NY FLT CERT DEPOS DTD 04/10/2018 2.884% 04/10/2020	22532XHT8	600,000.00	CREDAG		100.03	600,150.00	150.00	150.00	0.03	1.24	2.90
CANADIAN IMP BK COMM NY FLT CERT DEPOS DTD 04/10/2018 2.814% 04/10/2020	13606BVFO	600,000.00	MERRILL		100.19	601,114.80	1,114.80	1,114.80	0.03	1.24	2.70
BANK OF NOVA SCOTIA HOUSTON CD DTD 06/07/2018 3.080% 06/05/2020	06417GU22	600,000.00	GOLDMAN		100.29	601,754.40	1,982.40	1,919.54	1.39	1.39	2.87
BANK OF MONTREAL CHICAGO CERT DEPOS DTD 08/03/2018 3.190% 08/03/2020	06370REU9	600,000.00	BMO		99.88	599,301.00	(699.00)	(699.00)	1.53	1.53	3.28
SUMITOMO MITSUI BANK NY CERT DEPOS DTD 10/18/2018 3.390% 10/16/2020	86565BPC9	600,000.00	GOLDMAN		100.69	604,138.20	4,954.20	4,873.65	1.72	1.72	2.99
ROYAL BANK OF CANADA NY CD DTD 06/08/2018 3.240% 06/07/2021	78012UEE1	600,000.00	RBC		100.01	600,061.20	61.20	61.20	2.32	2.32	3.23

Security Type Sub-Total **7,225,000.00** **7,219,402.78** **(4,085.22)** **(4,559.70)** **1.01** **1.21** **2.91**

Asset-Backed Security / Collateralized Mortgage Obligation											
TOYOTA ABS 2017-A A3 DTD 03/15/2017 1.730% 02/15/2021	89238MAD0	130,357.85	MERRILL		99.29	129,428.99	(913.51)	(920.36)	2.01	1.07	2.40
JOHN DEERE ABS 2017-A A3 DTD 03/02/2017 1.780% 04/15/2021	47787XAC1	105,684.09	MERRILL		99.29	104,928.97	(740.07)	(744.90)	0.56	1.41	2.29
ALLY ABS 2017-1 A3 DTD 01/31/2017 1.700% 06/15/2021	02007PAC7	103,854.09	CITIGRP		99.31	103,135.90	(709.11)	(713.31)	0.63	2.12	2.03
GMALT 2018-3 A3 DTD 09/26/2018 3.180% 06/20/2021	36256GAD1	170,000.00	RBC		100.14	170,242.96	256.39	255.13	1.43	1.24	3.07
BMWLT 2018-1 A3 DTD 10/17/2018 3.260% 07/20/2021	05586CAC8	125,000.00	SOCGEN		100.47	125,591.09	608.46	607.14	1.67	1.28	2.89
HONDA ABS 2017-1 A3 DTD 03/28/2017 1.720% 07/21/2021	43814TAC6	225,931.50	MERRILL		99.14	223,989.03	(1,929.03)	(1,932.44)	0.77	1.61	2.26



Managed Account Fair Market Value & Analytics

For the Month Ending **December 31, 2018**

CITY OF HAYWARD - 35310000

Security Type/Description	Dated Date/Coupon/Maturity	CUSIP	Par	Broker	Next Call Date	Market Price	Market Value	Unreal G/L On Cost	Unreal G/L Amort Cost	Effective Duration	Duration to Worst at Mkt	YTM
Asset-Backed Security / Collateralized Mortgage Obligation												
HYUNDAI ABS 2017-A A3		44931PAD8	260,000.00	SOCGEN		99.01	257,433.38	(2,545.59)	(2,547.44)	0.77	1.99	2.26
DTD 03/29/2017 1.760% 08/15/2021												
NISSAN ABS 2017-A A3		654747AD6	315,000.00	MERRILL		99.07	312,069.49	(2,897.15)	(2,907.61)	0.73	1.48	2.37
DTD 03/28/2017 1.740% 08/15/2021												
ALLY ABS 2017-2 A3		02007HAC5	419,709.29	MERRILL		99.24	416,527.31	(3,132.50)	(3,153.36)	0.68	2.28	2.11
DTD 03/29/2017 1.780% 08/15/2021												
NISSAN AUTO LEASE TRUST		65478BAD3	225,000.00	CITIGRP		100.12	225,266.92	286.58	285.36	1.79	1.35	3.16
DTD 10/24/2018 3.250% 09/15/2021												
FORDL 2018-B A3		34531LAD2	230,000.00	JPM_CHAS		100.41	230,950.98	970.41	968.78	1.63	1.47	2.91
DTD 09/21/2018 3.190% 12/15/2021												
HART 2018-B A3		44933AAC1	150,000.00	BARCLAYS		100.57	150,848.40	850.20	850.15	1.92	1.95	2.91
DTD 12/12/2018 3.200% 12/15/2022												
FORD CREDIT AUTO OWNER TRUST		34532TAD4	200,000.00	BARCLAYS		100.52	201,046.36	1,080.56	1,079.19	1.94	2.11	2.99
DTD 10/23/2018 3.240% 04/15/2023												
NAROT 2018-C A3		65478NAD7	200,000.00	MIZUHO		100.72	201,439.38	1,477.70	1,477.20	2.26	2.19	2.89
DTD 12/12/2018 3.220% 06/15/2023												
CARMAX AUTO OWNER TRUST		14313FAD1	285,000.00	BARCLAYS		100.38	286,089.50	1,128.35	1,125.03	2.12	2.19	2.96
DTD 07/25/2018 3.130% 06/15/2023												
CARMAX AUTO OWNER TRUST		14315EAC4	225,000.00	MERRILL		100.69	226,541.18	1,543.25	1,543.00	2.37	2.31	3.06
DTD 10/24/2018 3.360% 09/15/2023												
Security Type Sub-Total			3,370,536.82				3,365,529.84	(4,665.06)	(4,728.44)	1.42	1.82	2.64
Managed Account Sub-Total			122,824,608.15				121,751,360.29	(636,520.14)	(778,004.23)	1.56	1.54	2.64
Securities Sub-Total			\$122,824,608.15				\$121,751,360.29	(\$636,520.14)	(\$778,004.23)	1.56	1.54	2.64%
Accrued Interest							\$498,846.34					
Total Investments							\$122,250,206.63					



Managed Account Security Transactions & Interest

For the Month Ending **December 31, 2018**

CITY OF HAYWARD - 35310000

Transaction Type		Security Description	CUSIP	Par	Principal Proceeds	Accrued Interest	Total	Realized G/L Cost	Realized G/L Amort Cost	Sale Method
Trade	Settle									
BUY										
11/27/18	12/06/18	HOME DEPOT INC DTD 12/06/2018 3.250% 03/01/2022	437076BV3	175,000.00	(174,520.50)	0.00	(174,520.50)			
12/04/18	12/12/18	HART 2018-B A3 DTD 12/12/2018 3.200% 12/15/2022	44933AAC1	150,000.00	(149,998.20)	0.00	(149,998.20)			
12/04/18	12/12/18	NAROT 2018-C A3 DTD 12/12/2018 3.220% 06/15/2023	65478NAD7	200,000.00	(199,961.68)	0.00	(199,961.68)			
12/07/18	12/14/18	FHMS KJ23 A1 DTD 12/01/2018 3.174% 03/01/2022	3137FKK70	1,225,000.00	(1,224,990.20)	(1,404.05)	(1,226,394.25)			
12/07/18	12/17/18	FHMS KP05 A DTD 12/01/2018 3.203% 07/01/2023	3137FKK39	590,000.00	(589,998.23)	(839.90)	(590,838.13)			
Transaction Type Sub-Total				2,340,000.00	(2,339,468.81)	(2,243.95)	(2,341,712.76)			
INTEREST										
12/01/18	12/15/18	FREDDIE MAC SERIES 4459 NB DTD 04/01/2015 4.500% 01/01/2020	3137BHU39	6,057.14	0.00	22.71	22.71			
12/01/18	12/25/18	FNMA SERIES 2015-M15 ASQ2 DTD 11/01/2015 1.898% 01/01/2019	3136AOSW1	24,045.62	0.00	38.03	38.03			
12/01/18	12/25/18	FHLMC SERIES K013 A1 DTD 05/01/2011 2.902% 08/25/2020	3137AA4V2	503,081.48	0.00	1,216.62	1,216.62			
12/01/18	12/25/18	FNMA SERIES 2015-M12 FA DTD 09/01/2015 2.622% 04/01/2020	3136AP3Z3	210,552.73	0.00	460.06	460.06			
12/01/18	12/25/18	FHMS K023 A1 DTD 12/01/2012 1.583% 04/25/2022	3137AWOG3	932,196.00	0.00	1,229.72	1,229.72			
12/01/18	12/25/18	FNMA SERIES 2015-M10 FA DTD 06/01/2015 2.532% 03/01/2019	3136ANA98	52,158.52	0.00	110.05	110.05			
12/01/18	12/25/18	FANNIE MAE SERIES 2015-M13 ASQ2 DTD 10/01/2015 1.646% 09/01/2019	3136AODO0	82,444.33	0.00	113.09	113.09			
12/01/18	12/25/18	FHMS K023 A1 DTD 12/01/2012 1.583% 04/25/2022	3137AWOG3	103,297.39	0.00	136.27	136.27			
12/01/18	12/25/18	FHMS K023 A1 DTD 12/01/2012 1.583% 04/25/2022	3137AWOG3	453,500.76	0.00	598.24	598.24			
12/01/18	12/25/18	FHMS J22F A1 DTD 11/01/2018 3.454% 05/25/2023	3137FJYA1	1,255,000.00	0.00	3,612.31	3,612.31			



Managed Account Security Transactions & Interest

For the Month Ending **December 31, 2018**

CITY OF HAYWARD - 35310000

Transaction Type		Security Description	CUSIP	Par	Principal Proceeds	Accrued Interest	Total	Realized G/L Cost	Realized G/L Amort Cost	Sale Method
Trade	Settle									
INTEREST										
12/01/18	12/25/18	FHMS K006 A2 DTD 04/01/2010 4.251% 01/25/2020	31398VJ98	1,225,000.00	0.00	4,339.56	4,339.56			
12/01/18	12/25/18	FNMA SERIES 2016-M9 ASQ2 DTD 06/01/2016 1.785% 06/01/2019	3136ASPX8	28,207.84	0.00	41.96	41.96			
12/01/18	12/25/18	FNA 2018-M5 A2 DTD 04/01/2018 3.560% 09/25/2021	3136B1XP4	733,320.09	0.00	2,175.52	2,175.52			
12/01/18	12/25/18	FHMS K714 A2 DTD 01/01/2014 3.034% 10/25/2020	3137B6ZM6	875,873.16	0.00	2,214.50	2,214.50			
12/05/18	12/05/18	BANK OF NOVA SCOTIA HOUSTON CD DTD 06/07/2018 3.080% 06/05/2020	06417GU22	600,000.00	0.00	9,137.33	9,137.33			
12/07/18	12/07/18	ROYAL BANK OF CANADA NY CD DTD 06/08/2018 3.240% 06/07/2021	78012UEE1	600,000.00	0.00	9,666.00	9,666.00			
12/13/18	12/13/18	GOLDMAN SACHS GROUP (CALLABLE) INC BONDS DTD 12/13/2016 2.300% 12/13/2019	38145GAJ9	600,000.00	0.00	6,900.00	6,900.00			
12/15/18	12/15/18	ALLY ABS 2017-1 A3 DTD 01/31/2017 1.700% 06/15/2021	02007PAC7	111,806.68	0.00	158.39	158.39			
12/15/18	12/15/18	HYUNDAI ABS 2017-A A3 DTD 03/29/2017 1.760% 08/15/2021	44931PAD8	260,000.00	0.00	381.33	381.33			
12/15/18	12/15/18	FORD ABS 2015-C A3 DTD 09/22/2015 1.410% 02/15/2020	34530YAD5	1,790.55	0.00	2.10	2.10			
12/15/18	12/15/18	CARMAX AUTO OWNER TRUST DTD 10/24/2018 3.360% 09/15/2023	14315EAC4	225,000.00	0.00	630.00	630.00			
12/15/18	12/15/18	FORDL 2018-B A3 DTD 09/21/2018 3.190% 12/15/2021	34531LAD2	230,000.00	0.00	611.42	611.42			
12/15/18	12/15/18	NISSAN ABS 2017-A A3 DTD 03/28/2017 1.740% 08/15/2021	654747AD6	315,000.00	0.00	456.75	456.75			
12/15/18	12/15/18	TOYOTA ABS 2017-A A3 DTD 03/15/2017 1.730% 02/15/2021	89238MAD0	140,712.70	0.00	202.86	202.86			
12/15/18	12/15/18	NISSAN AUTO LEASE TRUST DTD 10/24/2018 3.250% 09/15/2021	65478BAD3	225,000.00	0.00	609.38	609.38			
12/15/18	12/15/18	ALLY ABS 2017-2 A3 DTD 03/29/2017 1.780% 08/15/2021	02007HAC5	450,050.15	0.00	667.57	667.57			



Managed Account Security Transactions & Interest

For the Month Ending **December 31, 2018**

CITY OF HAYWARD - 35310000

Transaction Type	Trade	Settle	Security Description	CUSIP	Par	Principal Proceeds	Accrued Interest	Total	Realized G/L Cost	Realized G/L Amort Cost	Sale Method
INTEREST											
	12/15/18	12/15/18	CARMAX AUTO OWNER TRUST DTD 07/25/2018 3.130% 06/15/2023	14313FAD1	285,000.00	0.00	743.38	743.38			
	12/15/18	12/15/18	FORD CREDIT AUTO OWNER TRUST DTD 10/23/2018 3.240% 04/15/2023	34532TAD4	200,000.00	0.00	540.00	540.00			
	12/15/18	12/15/18	JOHN DEERE ABS 2017-A A3 DTD 03/02/2017 1.780% 04/15/2021	47787XAC1	114,371.42	0.00	169.65	169.65			
	12/18/18	12/18/18	JPMORGAN CHASE & CO CORP NOTES DTD 06/18/2018 3.514% 06/18/2022	46647PAS5	600,000.00	0.00	10,542.00	10,542.00			
	12/20/18	12/20/18	BMWLT 2018-1 A3 DTD 10/17/2018 3.260% 07/20/2021	05586CAC8	125,000.00	0.00	339.58	339.58			
	12/20/18	12/20/18	GMALT 2018-3 A3 DTD 09/26/2018 3.180% 06/20/2021	36256GAD1	170,000.00	0.00	450.50	450.50			
	12/21/18	12/21/18	HONDA ABS 2017-1 A3 DTD 03/28/2017 1.720% 07/21/2021	43814TAC6	241,722.61	0.00	346.47	346.47			
	12/22/18	12/22/18	FANNIE MAE NOTES DTD 06/25/2018 2.750% 06/22/2021	3135G0U35	1,745,000.00	0.00	23,593.85	23,593.85			
	12/31/18	12/31/18	US TREASURY NOTES DTD 06/30/2014 2.125% 06/30/2021	912828WR7	1,500,000.00	0.00	15,937.50	15,937.50			
	12/31/18	12/31/18	US TREASURY NOTES DTD 12/31/2014 1.625% 12/31/2019	912828G95	600,000.00	0.00	4,875.00	4,875.00			
	12/31/18	12/31/18	US TREASURY NOTES DTD 12/31/2015 1.750% 12/31/2020	912828N48	4,600,000.00	0.00	40,250.00	40,250.00			
	12/31/18	12/31/18	US TREASURY NOTES DTD 06/30/2015 1.625% 06/30/2020	912828XH8	7,750,000.00	0.00	62,968.75	62,968.75			
Transaction Type Sub-Total					28,175,189.17	0.00	206,488.45	206,488.45			

PAYDOWNS											
	12/01/18	12/15/18	FREDDIE MAC SERIES 4459 NB DTD 04/01/2015 4.500% 01/01/2020	3137BHU39	1,867.68	1,867.68	0.00	1,867.68	(90.46)	0.00	
	12/01/18	12/25/18	FHMS J22F A1 DTD 11/01/2018 3.454% 05/25/2023	3137FJYA1	2,966.47	2,966.47	0.00	2,966.47	0.08	0.00	
	12/01/18	12/25/18	FNMA SERIES 2016-M9 ASQ2 DTD 06/01/2016 1.785% 06/01/2019	3136ASPX8	24,405.29	24,405.29	0.00	24,405.29	(244.04)	0.00	



Managed Account Security Transactions & Interest

For the Month Ending **December 31, 2018**

CITY OF HAYWARD - 35310000

Transaction Type		Security Description	CUSIP	Par	Principal Proceeds	Accrued Interest	Total	Realized G/L Cost	Realized G/L Amort Cost	Sale Method
Trade	Settle									
PAYDOWNS										
12/01/18	12/25/18	FHLMC SERIES K013 A1 DTD 05/01/2011 2.902% 08/25/2020	3137AA4V2	23,778.42	23,778.42	0.00	23,778.42	(452.35)	0.00	
12/01/18	12/25/18	FNMA SERIES 2015-M15 ASQ2 DTD 11/01/2015 1.898% 01/01/2019	3136AOSW1	11,806.05	11,806.05	0.00	11,806.05	(118.06)	0.00	
12/01/18	12/25/18	FHMS K714 A2 DTD 01/01/2014 3.034% 10/25/2020	3137B6ZM6	1,611.29	1,611.29	0.00	1,611.29	(44.75)	0.00	
12/01/18	12/25/18	FNA 2018-M5 A2 DTD 04/01/2018 3.560% 09/25/2021	3136B1XP4	15,597.73	15,597.73	0.00	15,597.73	(310.25)	0.00	
12/01/18	12/25/18	FHMS K023 A1 DTD 12/01/2012 1.583% 04/25/2022	3137AWOG3	21,803.29	21,803.29	0.00	21,803.29	476.95	0.00	
12/01/18	12/25/18	FHMS K023 A1 DTD 12/01/2012 1.583% 04/25/2022	3137AWOG3	2,416.04	2,416.04	0.00	2,416.04	52.47	0.00	
12/01/18	12/25/18	FHMS K023 A1 DTD 12/01/2012 1.583% 04/25/2022	3137AWOG3	10,607.01	10,607.01	0.00	10,607.01	268.08	0.00	
12/01/18	12/25/18	FNMA SERIES 2015-M10 FA DTD 06/01/2015 2.532% 03/01/2019	3136ANA98	111.23	111.23	0.00	111.23	0.03	0.00	
12/01/18	12/25/18	FNMA SERIES 2015-M12 FA DTD 09/01/2015 2.622% 04/01/2020	3136AP3Z3	26,570.63	26,570.63	0.00	26,570.63	9.57	0.00	
12/01/18	12/25/18	FANNIE MAE SERIES 2015-M13 ASQ2 DTD 10/01/2015 1.646% 09/01/2019	3136AODO0	7,122.60	7,122.60	0.00	7,122.60	(71.33)	0.00	
12/15/18	12/15/18	ALLY ABS 2017-2 A3 DTD 03/29/2017 1.780% 08/15/2021	02007HAC5	30,340.86	30,340.86	0.00	30,340.86	3.58	0.00	
12/15/18	12/15/18	ALLY ABS 2017-1 A3 DTD 01/31/2017 1.700% 06/15/2021	02007PAC7	7,952.59	7,952.59	0.00	7,952.59	0.69	0.00	
12/15/18	12/15/18	FORD ABS 2015-C A3 DTD 09/22/2015 1.410% 02/15/2020	34530YAD5	1,790.55	1,790.55	0.00	1,790.55	0.35	0.00	
12/15/18	12/15/18	JOHN DEERE ABS 2017-A A3 DTD 03/02/2017 1.780% 04/15/2021	47787XAC1	8,687.33	8,687.33	0.00	8,687.33	1.24	0.00	
12/15/18	12/15/18	TOYOTA ABS 2017-A A3 DTD 03/15/2017 1.730% 02/15/2021	89238MAD0	10,354.85	10,354.85	0.00	10,354.85	1.22	0.00	
12/21/18	12/21/18	HONDA ABS 2017-1 A3 DTD 03/28/2017 1.720% 07/21/2021	43814TAC6	15,791.11	15,791.11	0.00	15,791.11	0.94	0.00	
Transaction Type Sub-Total				225,581.02	225,581.02	0.00	225,581.02	(516.04)	0.00	



Managed Account Security Transactions & Interest

For the Month Ending **December 31, 2018**

CITY OF HAYWARD - 35310000

Transaction Type		Security Description	CUSIP	Par	Principal Proceeds	Accrued Interest	Total	Realized G/L Cost	Realized G/L Amort Cost	Sale Method
Trade	Settle									
SELL										
12/06/18	12/12/18	FNMA NOTES DTD 09/02/2016 1.000% 08/28/2019	3135G0P49	150,000.00	148,206.00	433.33	148,639.33	(1,560.00)	(1,737.68)	FIFO
12/07/18	12/14/18	FNMA NOTES DTD 09/02/2016 1.000% 08/28/2019	3135G0P49	1,775,000.00	1,753,877.50	5,226.39	1,759,103.89	(18,353.50)	(20,461.17)	FIFO
Transaction Type Sub-Total				1,925,000.00	1,902,083.50	5,659.72	1,907,743.22	(19,913.50)	(22,198.85)	
Managed Account Sub-Total					(211,804.29)	209,904.22	(1,900.07)	(20,429.54)	(22,198.85)	
Total Security Transactions					(\$211,804.29)	\$209,904.22	(\$1,900.07)	(\$20,429.54)	(\$22,198.85)	