



Customer Service  
PO Box 11813  
Harrisburg, PA 17108-1813

## ACCOUNT STATEMENT

**CITY OF HAYWARD**

For the Month Ending  
**April 30, 2022**

### Client Management Team

#### Monique Spyke

Managing Director  
1 California Street Ste. 1000  
San Francisco, CA 94111-5411  
415-393-7270  
spykem@pfmam.com

#### Robert Cheddar, CFA

Managing Director  
213 Market Street  
Harrisburg, PA 17101-2141  
717-231-6202  
cheddarr@pfmam.com

### Contents

Cover/Disclosures  
Summary Statement  
Individual Accounts

### Accounts included in Statement

35310000                      CITY OF HAYWARD

CITY OF HAYWARD  
DIRECTOR OF FINANCE  
777 B ST.  
HAYWARD, CA 94541

**Online Access**    <https://www.pfmam.com>                      **Customer Service**    1-717-232-2723

**Important Disclosures**

**Important Disclosures**

This statement is for general information purposes only and is not intended to provide specific advice or recommendations. PFM Asset Management LLC ("PFMAM") is an investment adviser registered with the U.S. Securities and Exchange Commission and a subsidiary of U.S. Bancorp Asset Management, Inc. ("USBAM"). USBAM is a subsidiary of U.S. Bank National Association ("U.S. Bank"). U.S. Bank is a separate entity and subsidiary of U.S. Bancorp. U.S. Bank is not responsible for and does not guarantee the products, services or performance of PFMAM. PFMAM maintains a written disclosure statement of our background and business experience. If you would like to receive a copy of our current disclosure statement, please contact Service Operations at the address below.

**Proxy Voting** PFMAM does not normally receive proxies to vote on behalf of its clients. However, it does on occasion receive consent requests. In the event a consent request is received the portfolio manager contacts the client and then proceeds according to their instructions. PFMAM's Proxy Voting Policy is available upon request by contacting Service Operations at the address below.

**Questions About an Account** PFMAM's monthly statement is intended to detail our investment advisory activity as well as the activity of any accounts held by clients in pools that are managed by PFMAM. The custodian bank maintains the control of assets and executes (i.e., settles) all investment transactions. The custodian statement is the official record of security and cash holdings and transactions. PFMAM recognizes that clients may use these reports to facilitate record keeping and that the custodian bank statement and the PFMAM statement should be reconciled and differences resolved. Many custodians use a settlement date basis which may result in the need to reconcile due to a timing difference.

**Account Control** PFMAM does not have the authority to withdraw funds from or deposit funds to the custodian outside the scope of services provided by PFMAM. Our clients retain responsibility for their internal accounting policies; implementing and enforcing internal controls and generating ledger entries or otherwise recording transactions.

**Market Value** Generally, PFMAM's market prices are derived from closing bid prices as of the last business day of the month as supplied by Refinitiv or Bloomberg. For certain short-term investments or where prices are not available from generally recognized sources the securities are priced using a yield-based matrix system to arrive at an estimated market value. Prices that fall between data points are interpolated. Non-negotiable FDIC-insured bank certificates of deposit are priced at par. Although PFMAM believes the prices to be reliable, the values of the securities may not represent the prices at which the securities could have been bought or sold. Explanation of the valuation methods for a registered investment company or local government investment program is contained in the appropriate fund offering documentation or information statement.

**Amortized Cost** The original cost of the principal of the security is adjusted for the amount of the periodic reduction of any discount or premium from the purchase date until the date of the report. Discount or premium with respect to short term securities (those with less than one year to maturity at time of issuance) is amortized on a straightline basis. Such discount or premium with respect to longer term securities is amortized using the constant yield basis.

**Tax Reporting** Cost data and realized gains / losses are provided for informational purposes only. Please review for accuracy and consult your tax advisor to determine the tax consequences of your security transactions. PFMAM does not report such information to the IRS or other taxing authorities and is not responsible for the accuracy of such information that may be required to be reported to federal, state or other taxing authorities.

**Financial Situation** In order to better serve you, PFMAM should be promptly notified of any material change in your investment objective or financial situation.

**Callable Securities** Securities subject to redemption prior to maturity may be redeemed in whole or in part before maturity, which could affect the yield represented.

**Portfolio** The securities in this portfolio, including shares of mutual funds, are not guaranteed or otherwise protected by PFMAM, the FDIC (except for certain non-negotiable certificates of deposit) or any government agency. Investment in securities involves risks, including the possible loss of the amount invested. Actual settlement values, accrued interest, and amortized cost amounts may vary for securities subject to an adjustable interest rate or subject to principal paydowns. Any changes to the values shown may be reflected within the next monthly statement's beginning values.

**Rating** Information provided for ratings is based upon a good faith inquiry of selected sources, but its accuracy and completeness cannot be guaranteed.

Shares of some local government investment programs and TERM funds are marketed through representatives of PFMAM's affiliate, PFM Fund Distributors, Inc. which is registered with the SEC as a broker/dealer and is a member of the Financial Industry Regulatory Authority ("FINRA") and the Municipal Securities Rulemaking Board ("MSRB"). You may reach the FINRA by calling the FINRA Hotline at 1-800-289-9999 or at the FINRA website address

<https://www.finra.org/investors/investor-contacts>. A brochure describing the FINRA Regulation Public Disclosure Program is also available from FINRA upon request.

**Key Terms and Definitions**

**Dividends** on local government investment program funds consist of interest earned, plus any discount ratably amortized to the date of maturity, plus all realized gains and losses on the sale of securities prior to maturity, less ratably amortization of any premium and all accrued expenses to the fund. Dividends are accrued daily and may be paid either monthly or quarterly. The monthly earnings on this statement represent the estimated dividend accrued for the month for any program that distributes earnings on a quarterly basis. There is no guarantee that the estimated amount will be paid on the actual distribution date.

**Current Yield** is the net change, exclusive of capital changes and income other than investment income, in the value of a hypothetical fund account with a balance of one share over the seven-day base period including the statement date, expressed as a percentage of the value of one share (normally \$1.00 per share) at the beginning of the seven-day period. This resulting net change in account value is then annualized by multiplying it by

365 and dividing the result by 7. The yields quoted should not be considered a representation of the yield of the fund in the future, since the yield is not fixed.

**Average maturity** represents the average maturity of all securities and investments of a portfolio, determined by multiplying the par or principal value of each security or investment by its maturity (days or years), summing the products, and dividing the sum by the total principal value of the portfolio. The stated maturity date of mortgage backed or callable securities are used in this statement. However the actual maturity of these securities could vary depending on the level or prepayments on the underlying mortgages or whether a callable security has or is still able to be called.

**Monthly distribution yield** represents the net change in the value of one share (normally \$1.00 per share) resulting from all dividends declared during the month by a fund expressed as a percentage of the value of one share at the beginning of the month. This resulting net change is then annualized by multiplying it by 365 and dividing it by the number of calendar days in the month.

**YTM at Cost** The yield to maturity at cost is the expected rate of return, based on the original cost, the annual interest receipts, maturity value and the time period from purchase date to maturity, stated as a percentage, on an annualized basis.

**YTM at Market** The yield to maturity at market is the rate of return, based on the current market value, the annual interest receipts, maturity value and the time period remaining until maturity, stated as a percentage, on an annualized basis.

**Managed Account** A portfolio of investments managed discretely by PFMAM according to the client's specific investment policy and requirements. The investments are directly owned by the client and held by the client's custodian.

**Unsettled Trade** A trade which has been executed however the final consummation of the security transaction and payment has not yet taken place.

Please review the detail pages of this statement carefully. If you think your statement is wrong, missing account information, or if you need more information about a transaction, please contact PFMAM within 60 days of receipt. If you have other concerns or questions regarding your account, or to request an updated copy of PFMAM's current disclosure statement, please contact a member of your client management team at PFMAM Service Operations at the address below.

PFM Asset Management LLC  
Attn: Service Operations  
213 Market Street  
Harrisburg, PA 17101

**NOT FDIC INSURED      NO BANK GUARANTEE      MAY LOSE VALUE**

**Managed Account Summary Statement**

For the Month Ending **April 30, 2022**

CITY OF HAYWARD - 35310000

**Transaction Summary - Managed Account**

<b>Opening Market Value</b>	<b>\$181,570,448.75</b>
Maturities/Calls	(1,057,349.49)
Principal Dispositions	(1,366,934.90)
Principal Acquisitions	1,218,023.00
Unsettled Trades	0.00
Change in Current Value	(1,697,649.65)
<b>Closing Market Value</b>	<b>\$178,666,537.71</b>

**Cash Transactions Summary - Managed Account**

Maturities/Calls	37,705.69
Sale Proceeds	1,368,517.21
Coupon/Interest/Dividend Income	142,257.84
Principal Payments	1,019,693.48
Security Purchases	(2,458,644.95)
Net Cash Contribution	(106,179.93)
Reconciling Transactions	0.00

**Earnings Reconciliation (Cash Basis) - Managed Account**

Interest/Dividends/Coupons Received	143,889.83
Less Purchased Interest Related to Interest/Coupons	(1,158.55)
Plus Net Realized Gains/Losses	(37,085.80)
<b>Total Cash Basis Earnings</b>	<b>\$105,645.48</b>

**Cash Balance**

**Closing Cash Balance** **\$0.00**

**Earnings Reconciliation (Accrual Basis)**

	<b>Total</b>
Ending Amortized Value of Securities	187,194,329.23
Ending Accrued Interest	354,706.91
Plus Proceeds from Sales	1,368,517.21
Plus Proceeds of Maturities/Calls/Principal Payments	1,057,399.17
Plus Coupons/Dividends Received	142,257.84
Less Cost of New Purchases	(1,219,181.55)
Less Beginning Amortized Value of Securities	(188,420,411.82)
Less Beginning Accrued Interest	(361,350.93)
<b>Total Accrual Basis Earnings</b>	<b>\$116,266.06</b>

**Portfolio Summary and Statistics**

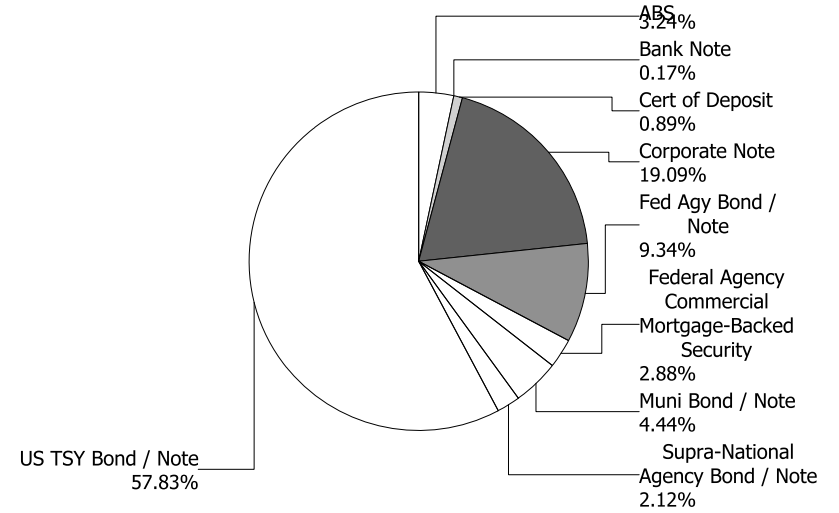
For the Month Ending **April 30, 2022**

CITY OF HAYWARD - 35310000

**Account Summary**

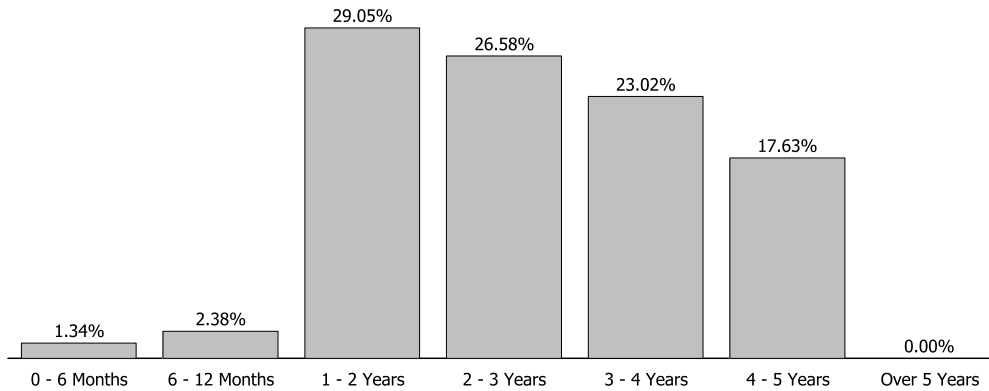
Description	Par Value	Market Value	Percent
U.S. Treasury Bond / Note	110,255,000.00	103,331,684.91	57.83
Supra-National Agency Bond / Note	3,930,000.00	3,787,049.19	2.12
Municipal Bond / Note	8,165,000.00	7,935,232.10	4.44
Federal Agency Commercial Mortgage-Backed Security	5,167,667.82	5,152,019.70	2.88
Federal Agency Bond / Note	17,150,000.00	16,680,470.06	9.34
Corporate Note	35,729,000.00	34,107,323.94	19.09
Certificate of Deposit	1,600,000.00	1,583,895.51	0.89
Bank Note	300,000.00	301,846.50	0.17
Asset-Backed Security	5,953,407.41	5,787,015.80	3.24
<b>Managed Account Sub-Total</b>	<b>188,250,075.23</b>	<b>178,666,537.71</b>	<b>100.00%</b>
Accrued Interest		354,706.91	
<b>Total Portfolio</b>	<b>188,250,075.23</b>	<b>179,021,244.62</b>	

**Sector Allocation**



Unsettled Trades **0.00** **0.00**

**Maturity Distribution**



**Characteristics**

Yield to Maturity at Cost	0.97%
Yield to Maturity at Market	2.83%
Weighted Average Days to Maturity	970

**Managed Account Issuer Summary**

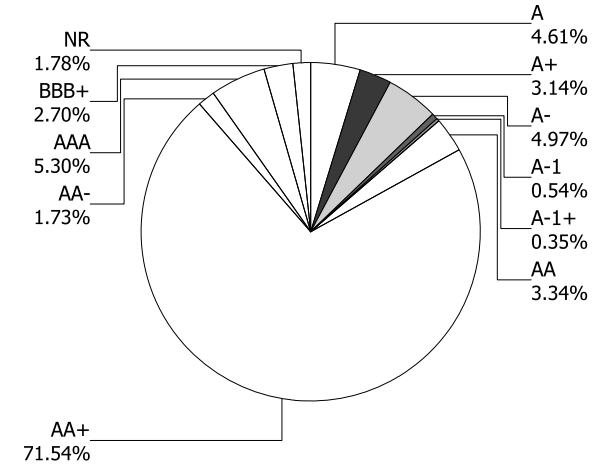
For the Month Ending **April 30, 2022**

CITY OF HAYWARD - 35310000

**Issuer Summary**

<b>Issuer</b>	<b>Market Value of Holdings</b>	<b>Percent</b>
ABBOTT LABORATORIES	605,652.60	0.34
AMAZON.COM INC	421,873.70	0.24
AMERICAN EXPRESS CO	1,226,112.55	0.69
AMERICAN HONDA FINANCE	1,311,369.15	0.73
ARIZONA TRANSPORTATION BOARD	1,225,379.35	0.69
ASTRAZENECA PLC	1,041,895.68	0.58
BANK OF AMERICA CO	1,890,986.76	1.06
BERKSHIRE HATHAWAY INC	453,390.83	0.25
BMW FINANCIAL SERVICES NA LLC	1,571,329.84	0.88
BRISTOL-MYERS SQUIBB CO	600,191.48	0.34
BROWN-FORMAN CORP	428,309.48	0.24
BURLINGTON NORTHERN SANTA FE	446,432.40	0.25
CALIFORNIA EARTHQUAKE AUTHORITY	296,475.00	0.17
CALIFORNIA STATE UNIVERSITY	314,879.50	0.18
CAPITAL ONE FINANCIAL CORP	1,057,930.17	0.59
CARMAX AUTO OWNER TRUST	1,125,976.78	0.63
CATERPILLAR INC	625,723.48	0.35
CHAFFEY COMMUNITY COLLEGE DISTRICT	761,014.10	0.43
CHARLES SCHWAB	834,548.81	0.47
CHEVRON CORPORATION	148,030.95	0.08
CITIGROUP INC	1,122,031.72	0.63
COMCAST CORP	151,456.05	0.08
CREDIT SUISSE GROUP RK	958,868.63	0.54
DEERE & COMPANY	997,926.60	0.56
DNB ASA	625,026.88	0.35
EXXON MOBIL CORP	294,570.30	0.16
FANNIE MAE	7,818,674.93	4.38
FIFTH THIRD AUTO TRUST	25,305.19	0.01
FLORIDA STATE BOARD OF ADMIN FIN CORP	275,881.05	0.15
FREDDIE MAC	14,013,814.83	7.84
GM FINANCIAL CONSUMER AUTOMOBILE TRUST	413,286.29	0.23
GM FINANCIAL LEASINGTRUST	697,436.55	0.39

**Credit Quality (S&P Ratings)**



**Managed Account Issuer Summary**

For the Month Ending **April 30, 2022**

**CITY OF HAYWARD - 35310000**

<b>Issuer</b>	<b>Market Value of Holdings</b>	<b>Percent</b>
GOLDMAN SACHS GROUP INC	1,051,522.25	0.59
HARLEY-DAVIDSON MOTORCYCLE TRUST	81,036.34	0.05
HERSHEY COMPANY	442,054.00	0.25
HOME DEPOT INC	578,820.48	0.32
HONDA AUTO RECEIVABLES	11,779.44	0.01
HYUNDAI AUTO RECEIVABLES	143,190.53	0.08
IBM CORP	722,671.48	0.40
INTER-AMERICAN DEVELOPMENT BANK	2,461,263.19	1.38
INTL BANK OF RECONSTRUCTION AND DEV	1,325,786.00	0.74
JOHNSON & JOHNSON	441,783.90	0.25
JP MORGAN CHASE & CO	1,863,396.16	1.04
KUBOTA CREDIT OWNER TRUST	730,522.72	0.41
LOS ANGELES COMMUNITY COLLEGE DISTRICT	301,834.60	0.17
LOS ANGELES UNIFIED SCHOOL DISTRICT	1,097,812.40	0.61
MERCEDES-BENZ AUTO LEASE TRUST	158,923.58	0.09
MERCK & CO INC	291,197.75	0.16
MORGAN STANLEY	1,432,281.59	0.80
NATIONAL RURAL UTILITIES CO FINANCE CORP	386,832.51	0.22
NESTLE SA	668,665.93	0.37
NEW YORK ST URBAN DEVELOPMENT CORP	1,126,507.60	0.63
NISSAN AUTO RECEIVABLES	7,029.14	0.00
PACCAR FINANCIAL CORP	1,085,685.93	0.61
PALOMAR COMMUNITY COLLEGE DISTRICT	340,872.00	0.19
PNC FINANCIAL SERVICES GROUP	301,846.50	0.17
PROCTER & GAMBLE CO	612,313.65	0.34
RABOBANK NEDERLAND	709,647.00	0.40
Roche Holding AG	2,761,298.00	1.55
STATE OF MARYLAND	634,075.00	0.35
STATE OF MISSISSIPPI	459,439.00	0.26
STATE OF WISCONSIN	610,762.50	0.34
STATE STREET CORPORATION	933,192.43	0.52
TARGET CORP	1,033,067.15	0.58
THE BANK OF NEW YORK MELLON CORPORATION	1,156,692.41	0.65

**Managed Account Issuer Summary**

For the Month Ending **April 30, 2022**

CITY OF HAYWARD - 35310000

<b>Issuer</b>	<b>Market Value of Holdings</b>	<b>Percent</b>
Toyota Lease Owner Trust	332,845.62	0.19
TOYOTA MOTOR CORP	1,409,239.38	0.79
TRUIST FIN CORP	1,080,853.20	0.60
UNILEVER PLC	659,131.28	0.37
UNITED STATES TREASURY	103,331,684.91	57.84
UNITEDHEALTH GROUP INC	847,759.22	0.47
UNIVERSITY OF CALIFORNIA	490,300.00	0.27
VERIZON OWNER TRUST	769,139.31	0.43
<b>Total</b>	<b>\$178,666,537.71</b>	<b>100.00%</b>

**Managed Account Detail of Securities Held**

For the Month Ending **April 30, 2022**

**CITY OF HAYWARD - 35310000**

<b>Security Type/Description</b>	<b>CUSIP</b>	<b>Par</b>	<b>S&amp;P Rating</b>	<b>Moody's Rating</b>	<b>Trade Date</b>	<b>Settle Date</b>	<b>Original Cost</b>	<b>YTM at Cost</b>	<b>Accrued Interest</b>	<b>Amortized Cost</b>	<b>Market Value</b>
<b>U.S. Treasury Bond / Note</b>											
US TREASURY N/B NOTES DTD 05/31/2021 0.125% 05/31/2023	91282CCD1	1,425,000.00	AA+	Aaa	06/16/21	06/16/21	1,424,053.71	0.16	743.82	1,424,476.49	1,393,160.09
US TREASURY NOTES DTD 08/01/2016 1.250% 07/31/2023	912828S92	660,000.00	AA+	Aaa	05/26/21	05/28/21	675,649.22	0.16	2,051.10	668,987.46	650,821.91
US TREASURY NOTES DTD 09/30/2021 0.250% 09/30/2023	91282CDA6	2,500,000.00	AA+	Aaa	10/01/21	10/06/21	2,498,632.81	0.28	529.37	2,499,023.71	2,422,656.25
US TREASURY N/B NOTES DTD 10/31/2021 0.375% 10/31/2023	91282CDD0	3,000,000.00	AA+	Aaa	11/01/21	11/03/21	2,991,328.13	0.52	30.57	2,993,463.29	2,904,843.60
US TREASURY NOTES DTD 11/15/2020 0.250% 11/15/2023	91282CAW1	3,450,000.00	AA+	Aaa	12/01/20	12/03/20	3,453,234.38	0.22	3,978.94	3,451,690.77	3,330,328.13
US TREASURY NOTES DTD 12/15/2020 0.125% 12/15/2023	91282CBA8	2,260,000.00	AA+	Aaa	04/29/21	04/30/21	2,251,171.88	0.27	1,063.25	2,254,541.11	2,171,365.51
US TREASURY NOTES DTD 12/15/2020 0.125% 12/15/2023	91282CBA8	3,250,000.00	AA+	Aaa	01/06/21	01/07/21	3,242,255.86	0.21	1,529.02	3,245,716.16	3,122,538.90
US TREASURY NOTES DTD 01/15/2021 0.125% 01/15/2024	91282CBE0	2,450,000.00	AA+	Aaa	02/02/21	02/03/21	2,446,076.17	0.18	896.75	2,447,724.47	2,347,788.94
US TREASURY NOTES DTD 02/15/2021 0.125% 02/15/2024	91282CBM2	4,500,000.00	AA+	Aaa	03/01/21	03/03/21	4,480,488.28	0.27	1,165.40	4,488,155.54	4,301,015.40
US TREASURY NOTES DTD 05/01/2017 2.000% 04/30/2024	912828X70	400,000.00	AA+	Aaa	05/21/21	05/25/21	419,656.25	0.31	21.74	413,397.82	394,437.52
US TREASURY NOTES DTD 05/01/2017 2.000% 04/30/2024	912828X70	2,300,000.00	AA+	Aaa	04/01/21	04/05/21	2,414,191.41	0.37	125.00	2,374,361.94	2,268,015.74
US TREASURY N/B NOTES DTD 06/15/2021 0.250% 06/15/2024	91282CCG4	3,400,000.00	AA+	Aaa	07/01/21	07/07/21	3,377,953.13	0.47	3,199.18	3,384,070.42	3,223,625.00
US TREASURY N/B NOTES DTD 07/15/2021 0.375% 07/15/2024	91282CCL3	750,000.00	AA+	Aaa	08/04/21	08/06/21	750,878.91	0.33	823.55	750,659.59	711,562.50
US TREASURY N/B NOTES DTD 07/15/2021 0.375% 07/15/2024	91282CCL3	760,000.00	AA+	Aaa	08/05/21	08/09/21	759,910.94	0.38	834.53	759,932.98	721,050.00



**Managed Account Detail of Securities Held**

For the Month Ending **April 30, 2022**

**CITY OF HAYWARD - 35310000**

<b>Security Type/Description</b> <b>Dated Date/Coupon/Maturity</b>	<b>CUSIP</b>	<b>Par</b>	<b>S&amp;P Rating</b>	<b>Moody's Rating</b>	<b>Trade Date</b>	<b>Settle Date</b>	<b>Original Cost</b>	<b>YTM at Cost</b>	<b>Accrued Interest</b>	<b>Amortized Cost</b>	<b>Market Value</b>
<b>U.S. Treasury Bond / Note</b>											
US TREASURY N/B NOTES DTD 07/15/2021 0.375% 07/15/2024	91282CCL3	1,700,000.00	AA+	Aaa	08/09/21	08/10/21	1,698,207.03	0.41	1,866.71	1,698,649.41	1,612,875.00
US TREASURY N/B NOTES DTD 08/15/2021 0.375% 08/15/2024	91282CCT6	3,275,000.00	AA+	Aaa	09/01/21	09/03/21	3,271,417.97	0.41	2,544.46	3,272,216.19	3,098,968.75
US TREASURY N/B NOTES DTD 09/15/2021 0.375% 09/15/2024	91282CCX7	3,000,000.00	AA+	Aaa	10/01/21	10/06/21	2,987,812.50	0.51	1,436.82	2,990,159.30	2,831,250.00
US TREASURY NOTES DTD 10/31/2019 1.500% 10/31/2024	912828YM6	2,000,000.00	AA+	Aaa	05/04/21	05/06/21	2,073,046.88	0.44	81.52	2,052,405.69	1,935,000.00
US TREASURY N/B NOTES DTD 11/15/2021 0.750% 11/15/2024	91282CDH1	9,550,000.00	AA+	Aaa	11/12/21	11/15/21	9,524,632.81	0.84	33,042.47	9,528,498.07	9,057,578.13
US TREASURY NOTES DTD 11/30/2019 1.500% 11/30/2024	912828YV6	425,000.00	AA+	Aaa	06/15/21	06/17/21	440,456.05	0.44	2,662.09	436,561.42	410,656.25
US TREASURY NOTES DTD 11/30/2019 1.500% 11/30/2024	912828YV6	4,000,000.00	AA+	Aaa	06/02/21	06/07/21	4,148,437.50	0.42	25,054.94	4,110,161.16	3,865,000.00
US TREASURY NOTES DTD 05/31/2020 0.250% 05/31/2025	912828ZT0	10,000,000.00	AA+	Aaa	11/12/21	11/15/21	9,744,140.63	0.99	10,439.56	9,777,186.66	9,220,312.00
US TREASURY NOTES DTD 07/31/2020 0.250% 07/31/2025	91282CAB7	5,850,000.00	AA+	Aaa	01/03/22	01/05/22	5,661,246.09	1.18	3,636.05	5,678,049.97	5,365,546.88
US TREASURY NOTES DTD 10/31/2020 0.250% 10/31/2025	91282CAT8	10,000,000.00	AA+	Aaa	11/12/21	11/15/21	9,680,468.75	1.08	67.93	9,717,371.74	9,112,500.00
US TREASURY NOTES DTD 01/31/2021 0.375% 01/31/2026	91282CBH3	600,000.00	AA+	Aaa	12/27/21	12/27/21	580,453.13	1.19	559.39	582,086.39	545,343.72
US TREASURY NOTES DTD 01/31/2021 0.375% 01/31/2026	91282CBH3	10,000,000.00	AA+	Aaa	11/12/21	11/15/21	9,690,234.38	1.13	9,323.21	9,723,869.53	9,089,062.00
US TREASURY N/B NOTES DTD 06/30/2021 0.875% 06/30/2026	91282CCJ8	10,000,000.00	AA+	Aaa	11/24/21	11/29/21	9,799,609.38	1.33	29,247.24	9,817,924.65	9,184,375.00
US TREASURY N/B NOTES DTD 07/31/2021 0.625% 07/31/2026	91282CCP4	2,450,000.00	AA+	Aaa	01/13/22	01/18/22	2,358,316.41	1.48	3,806.98	2,364,022.40	2,222,226.44

Managed Account Detail of Securities Held

For the Month Ending April 30, 2022

CITY OF HAYWARD - 35310000

Security Type/Description Dated Date/Coupon/Maturity	CUSIP	Par	S&P Rating	Moody's Rating	Trade Date	Settle Date	Original Cost	YTM at Cost	Accrued Interest	Amortized Cost	Market Value
<b>U.S. Treasury Bond / Note</b>											
US TREASURY N/B NOTES DTD 10/31/2021 1.125% 10/31/2026	91282CDG3	5,000,000.00	AA+	Aaa	11/12/21	11/15/21	4,977,929.69	1.22	152.85	4,979,964.89	4,614,062.50
US TREASURY N/B NOTES DTD 12/31/2021 1.250% 12/31/2026	91282CDQ1	600,000.00	AA+	Aaa	02/11/22	02/15/22	581,765.63	1.91	2,506.91	582,533.93	555,562.50
US TREASURY N/B NOTES DTD 12/31/2021 1.250% 12/31/2026	91282CDQ1	700,000.00	AA+	Aaa	02/10/22	02/14/22	677,250.00	1.95	2,924.72	678,220.80	648,156.25
<b>Security Type Sub-Total</b>		<b>110,255,000.00</b>					<b>109,080,905.91</b>	<b>0.80</b>	<b>146,346.07</b>	<b>109,146,083.95</b>	<b>103,331,684.91</b>
<b>Supra-National Agency Bond / Note</b>											
INTER-AMERICAN DEVEL BK NOTES DTD 04/24/2020 0.500% 05/24/2023	4581X0DM7	1,285,000.00	AAA	Aaa	04/17/20	04/24/20	1,284,563.10	0.51	2,802.01	1,284,849.32	1,260,573.44
INTL BK RECON & DEVELOP NOTES DTD 11/24/2020 0.250% 11/24/2023	459058JM6	1,375,000.00	AAA	Aaa	11/17/20	11/24/20	1,372,043.75	0.32	1,499.13	1,373,455.73	1,325,786.00
INTER-AMERICAN DEVEL BK NOTES DTD 09/23/2021 0.500% 09/23/2024	4581X0DZ8	1,270,000.00	AAA	Aaa	09/15/21	09/23/21	1,269,060.20	0.52	670.28	1,269,248.85	1,200,689.75
<b>Security Type Sub-Total</b>		<b>3,930,000.00</b>					<b>3,925,667.05</b>	<b>0.45</b>	<b>4,971.42</b>	<b>3,927,553.90</b>	<b>3,787,049.19</b>
<b>Municipal Bond / Note</b>											
NY ST URBAN DEV CORP TXBL REV BONDS DTD 12/23/2020 0.480% 03/15/2023	650036DR4	290,000.00	AA+	NR	12/16/20	12/23/20	290,000.00	0.48	177.87	290,000.00	285,394.80
UNIV OF CAL TXBL REV BONDS DTD 07/16/2020 0.628% 05/15/2023	91412HFK4	500,000.00	AA	Aa2	07/10/20	07/16/20	500,000.00	0.63	1,447.89	500,000.00	490,300.00
CHAFFEY CMTY CLG DIST, CA TXBL GO BONDS DTD 09/24/2019 1.617% 06/01/2023	157432KD6	770,000.00	AA	Aa2	10/13/20	10/15/20	792,314.60	0.51	5,187.88	779,214.37	761,014.10
CA ST EARTHQUAKE AUTH TXBL REV BONDS DTD 11/24/2020 1.477% 07/01/2023	13017HAK2	300,000.00	NR	NR	11/19/20	11/24/20	301,599.00	1.27	1,477.00	300,717.78	296,475.00

Managed Account Detail of Securities Held

For the Month Ending April 30, 2022

CITY OF HAYWARD - 35310000

Security Type/Description Dated Date/Coupon/Maturity	CUSIP	Par	S&P Rating	Moody's Rating	Trade Date	Settle Date	Original Cost	YTM at Cost	Accrued Interest	Amortized Cost	Market Value
<b>Municipal Bond / Note</b>											
WI DEPT OF TRANS TXBL REV BONDS DTD 07/30/2020 0.420% 07/01/2023	977123X52	625,000.00	AAA	NR	07/10/20	07/30/20	625,000.00	0.42	875.00	625,000.00	610,762.50
AZ TRAN BOARD TXBL REV BONDS DTD 02/12/2020 1.795% 07/01/2023	040654XT7	1,235,000.00	AA+	Aa1	01/10/20	02/12/20	1,235,000.00	1.80	7,389.42	1,235,000.00	1,225,379.35
LOS ANGELES CCD, CA TXBL GO BONDS DTD 11/10/2020 0.444% 08/01/2023	54438CYH9	310,000.00	AA+	Aaa	10/30/20	11/10/20	310,000.00	0.44	344.10	310,000.00	301,834.60
PALOMAR COMM COLL DIST, CA TXBL GO BONDS DTD 11/03/2020 0.580% 08/01/2023	697511FA6	350,000.00	AA	Aa2	10/16/20	11/03/20	350,000.00	0.58	507.50	350,000.00	340,872.00
MD ST TXBL GO BONDS DTD 08/05/2020 0.410% 08/01/2023	574193TP3	650,000.00	AAA	Aaa	07/23/20	08/05/20	650,000.00	0.41	666.25	650,000.00	634,075.00
CA ST UNIV TXBL REV BONDS DTD 09/17/2020 0.475% 11/01/2023	13077DMJ8	325,000.00	AA-	Aa2	08/27/20	09/17/20	325,000.00	0.48	771.88	325,000.00	314,879.50
MS ST TXBL GO BONDS DTD 08/06/2020 0.422% 11/01/2023	605581MY0	475,000.00	AA	Aa2	07/24/20	08/06/20	475,000.00	0.42	1,002.25	475,000.00	459,439.00
NY ST URBAN DEV CORP TXBL REV BONDS DTD 12/23/2020 0.620% 03/15/2024	650036DS2	880,000.00	AA+	NR	12/16/20	12/23/20	880,000.00	0.62	697.16	880,000.00	841,112.80
FL ST BOARD OF ADMIN TXBL REV BONDS DTD 09/16/2020 1.258% 07/01/2025	341271AD6	295,000.00	AA	Aa3	09/03/20	09/16/20	295,000.00	1.26	1,237.03	295,000.00	275,881.05
LOS ANGELES USD, CA TXBL GO BONDS DTD 11/10/2021 1.245% 07/01/2025	544647FB1	1,160,000.00	NR	Aa3	10/28/21	11/10/21	1,160,000.00	1.25	4,814.00	1,160,000.00	1,097,812.40
<b>Security Type Sub-Total</b>		<b>8,165,000.00</b>					<b>8,188,913.60</b>	<b>0.86</b>	<b>26,595.23</b>	<b>8,174,932.15</b>	<b>7,935,232.10</b>
<b>Federal Agency Commercial Mortgage-Backed Security</b>											
FHLMC MULTIFAMILY STRUCTURED P DTD 11/01/2015 2.716% 06/01/2022	3137BLUR7	48,085.15	AA+	Aaa	03/13/19	03/18/19	48,025.33	2.76	108.83	48,083.57	48,039.37
FHLMC MULTIFAMILY STRUCTURED P DTD 12/01/2012 2.355% 07/01/2022	3137AVXN2	382,680.96	AA+	Aaa	06/12/19	06/17/19	384,086.12	2.23	751.01	382,758.18	382,171.51

**Managed Account Detail of Securities Held**

For the Month Ending **April 30, 2022**

**CITY OF HAYWARD - 35310000**

<b>Security Type/Description</b> <b>Dated Date/Coupon/Maturity</b>	<b>CUSIP</b>	<b>Par</b>	<b>S&amp;P Rating</b>	<b>Moody's Rating</b>	<b>Trade Date</b>	<b>Settle Date</b>	<b>Original Cost</b>	<b>YTM at Cost</b>	<b>Accrued Interest</b>	<b>Amortized Cost</b>	<b>Market Value</b>
<b>Federal Agency Commercial Mortgage-Backed Security</b>											
FHLMC MULTIFAMILY STRUCTURED P DTD 12/01/2012 2.355% 07/01/2022	3137AVXN2	824,030.26	AA+	Aaa	03/28/19	04/02/19	820,811.40	2.48	1,617.16	823,864.70	822,933.25
FHLMC MULTIFAMILY STRUCTURED P DTD 12/01/2012 2.307% 08/01/2022	3137AWOH1	1,154,160.89	AA+	Aaa	09/04/19	09/09/19	1,171,202.80	1.78	2,218.87	1,155,644.20	1,152,366.89
FANNIEMAE-ACES DTD 02/01/2013 2.509% 11/01/2022	3136ACGJ4	477,267.16	AA+	Aaa	06/24/19	06/27/19	483,158.43	2.13	997.70	478,153.50	477,267.16
FHLMC MULTIFAMILY STRUCTURED P DTD 05/01/2013 2.510% 11/01/2022	3137B1BS0	487,808.35	AA+	Aaa	02/18/20	02/21/20	497,221.53	1.78	1,020.33	489,568.54	486,824.55
FHLMC MULTIFAMILY STRUCTURED P DTD 05/01/2013 2.510% 11/01/2022	3137B1BS0	1,039,031.79	AA+	Aaa	06/12/19	06/17/19	1,048,123.32	2.24	2,173.31	1,040,388.51	1,036,936.29
FNA 2013-M7 A2 DTD 05/01/2013 2.280% 12/01/2022	3136AEGO4	156,048.16	AA+	Aaa	09/11/19	09/16/19	157,020.50	2.08	296.49	156,225.70	155,907.88
FNA 2013-M7 A2 DTD 05/01/2013 2.280% 12/01/2022	3136AEGO4	206,730.47	AA+	Aaa	09/04/19	09/09/19	209,438.84	1.86	392.79	207,222.07	206,544.63
FHMS KP05 A DTD 12/01/2018 3.203% 07/01/2023	3137FKK39	16,702.91	AA+	Aaa	12/07/18	12/17/18	16,702.86	3.20	44.58	16,702.90	16,714.00
FHMS KJ27 A1 DTD 11/01/2019 2.092% 07/01/2024	3137FO3V3	117,776.61	AA+	Aaa	11/20/19	11/26/19	117,773.78	2.09	205.32	117,775.28	116,957.45
FHMS KJ30 A1 DTD 07/01/2020 0.526% 01/01/2025	3137FUZN7	257,345.11	AA+	Aaa	07/23/20	07/30/20	257,340.22	0.53	112.80	257,342.16	249,356.72
<b>Security Type Sub-Total</b>		<b>5,167,667.82</b>					<b>5,210,905.13</b>	<b>2.02</b>	<b>9,939.19</b>	<b>5,173,729.31</b>	<b>5,152,019.70</b>
<b>Federal Agency Bond / Note</b>											
FANNIE MAE NOTES DTD 05/22/2020 0.250% 05/22/2023	3135G04Q3	200,000.00	AA+	Aaa	05/20/20	05/22/20	199,398.00	0.35	220.83	199,787.79	195,935.00
FANNIE MAE NOTES DTD 05/22/2020 0.250% 05/22/2023	3135G04Q3	1,550,000.00	AA+	Aaa	06/02/20	06/03/20	1,547,287.50	0.31	1,711.46	1,549,033.22	1,518,496.25
FREDDIE MAC NOTES DTD 06/26/2020 0.250% 06/26/2023	3137EAES4	2,340,000.00	AA+	Aaa	06/24/20	06/26/20	2,333,167.20	0.35	2,031.25	2,337,372.96	2,285,637.12

Managed Account Detail of Securities Held

For the Month Ending April 30, 2022

CITY OF HAYWARD - 35310000

Security Type/Description Dated Date/Coupon/Maturity	CUSIP	Par	S&P Rating	Moody's Rating	Trade Date	Settle Date	Original Cost	YTM at Cost	Accrued Interest	Amortized Cost	Market Value
<b>Federal Agency Bond / Note</b>											
FANNIE MAE NOTES DTD 07/10/2020 0.250% 07/10/2023	3135G05G4	1,000,000.00	AA+	Aaa	10/07/20	10/08/20	999,640.00	0.26	770.83	999,844.18	974,961.00
FANNIE MAE NOTES DTD 07/10/2020 0.250% 07/10/2023	3135G05G4	2,455,000.00	AA+	Aaa	07/08/20	07/10/20	2,449,721.75	0.32	1,892.40	2,452,903.16	2,393,529.26
FANNIE MAE NOTES (CALLABLE) DTD 08/10/2020 0.300% 08/10/2023	3135G05R0	1,950,000.00	AA+	Aaa	08/11/20	08/12/20	1,946,334.00	0.36	1,316.25	1,948,437.00	1,896,033.75
FREDDIE MAC NOTES DTD 08/21/2020 0.250% 08/24/2023	3137EAEV7	2,325,000.00	AA+	Aaa	08/19/20	08/21/20	2,322,628.50	0.28	1,081.77	2,323,963.28	2,258,846.78
FREDDIE MAC NOTES DTD 09/04/2020 0.250% 09/08/2023	3137EAEW5	710,000.00	AA+	Aaa	09/02/20	09/04/20	710,129.66	0.24	261.32	710,058.40	688,933.59
FREDDIE MAC NOTES DTD 09/04/2020 0.250% 09/08/2023	3137EAEW5	900,000.00	AA+	Aaa	10/07/20	10/08/20	899,712.00	0.26	331.25	899,866.14	873,296.10
FREDDIE MAC NOTES DTD 09/04/2020 0.250% 09/08/2023	3137EAEW5	1,590,000.00	AA+	Aaa	09/02/20	09/04/20	1,589,475.30	0.26	585.21	1,589,763.67	1,542,823.11
FREDDIE MAC NOTES DTD 12/04/2020 0.250% 12/04/2023	3137EAFA2	2,130,000.00	AA+	Aaa	12/02/20	12/04/20	2,127,891.30	0.28	2,174.38	2,128,879.21	2,051,978.10
<b>Security Type Sub-Total</b>		<b>17,150,000.00</b>					<b>17,125,385.21</b>	<b>0.30</b>	<b>12,376.95</b>	<b>17,139,909.01</b>	<b>16,680,470.06</b>
<b>Corporate Note</b>											
CHEVRON CORP CORPORATE NOTES DTD 05/11/2020 1.141% 05/11/2023	166764BV1	150,000.00	AA-	Aa2	05/07/20	05/11/20	150,000.00	1.14	808.21	150,000.00	148,030.95
PACCAR FINANCIAL CORP CORPORATE NOTES DTD 06/08/2020 0.800% 06/08/2023	69371RO82	175,000.00	A+	A1	06/01/20	06/08/20	174,756.75	0.85	556.11	174,910.48	171,724.88
CATERPILLAR FINL SERVICE CORPORATE NOTES DTD 07/08/2020 0.650% 07/07/2023	14913R2D8	325,000.00	A	A2	07/06/20	07/08/20	324,818.00	0.67	668.96	324,928.13	317,251.03

**Managed Account Detail of Securities Held**

For the Month Ending **April 30, 2022**

**CITY OF HAYWARD - 35310000**

<b>Security Type/Description</b>	<b>Dated Date/Coupon/Maturity</b>	<b>CUSIP</b>	<b>Par</b>	<b>S&amp;P Rating</b>	<b>Moody's Rating</b>	<b>Trade Date</b>	<b>Settle Date</b>	<b>Original Cost</b>	<b>YTM at Cost</b>	<b>Accrued Interest</b>	<b>Amortized Cost</b>	<b>Market Value</b>
<b>Corporate Note</b>												
TOYOTA MOTOR CREDIT CORP CORPORATE NOTES DTD 08/14/2020 0.500% 08/14/2023		89236THF5	530,000.00	A+	A1	08/11/20	08/14/20	529,591.90	0.53	566.81	529,824.83	515,261.23
IBM CORP NOTES DTD 02/12/2014 3.625% 02/12/2024		459200HU8	275,000.00	A-	A3	10/02/20	10/06/20	302,315.75	0.62	2,187.59	289,550.55	277,209.35
GOLDMAN SACHS CORP NOTES DTD 03/03/2014 4.000% 03/03/2024		38141GVM3	325,000.00	BBB+	A2	01/21/21	01/25/21	358,228.00	0.67	2,094.44	344,708.05	327,791.10
CHARLES SCHWAB CORP NOTES (CALLABLE) DTD 03/18/2021 0.750% 03/18/2024		808513BN4	405,000.00	A	A2	03/16/21	03/18/21	404,797.50	0.77	362.81	404,873.07	387,468.36
COMCAST CORP (CALLABLE) CORPORATE NOTES DTD 10/05/2018 3.700% 04/15/2024		20030NCR0	150,000.00	A-	A3	05/07/20	05/11/20	164,338.50	1.20	246.67	156,985.42	151,456.05
UNITEDHEALTH GROUP INC (CALLABLE) CORP N DTD 05/19/2021 0.550% 05/15/2024		91324PEB4	435,000.00	A+	A3	05/17/21	05/19/21	434,547.60	0.59	1,103.21	434,691.36	414,829.49
CATERPILLAR FINL SERVICE CORPORATE NOTES DTD 05/17/2021 0.450% 05/17/2024		14913R2L0	325,000.00	A	A2	05/10/21	05/17/21	324,564.50	0.50	666.25	324,703.18	308,472.45
ASTRAZENECA FINANCE LLC (CALLABLE) CORP DTD 05/28/2021 0.700% 05/28/2024		04636NAC7	665,000.00	A-	A3	05/25/21	05/28/21	664,940.15	0.70	1,978.38	664,958.61	633,176.43
JOHN DEERE CAPITAL CORP CORPORATE NOTES DTD 06/10/2021 0.450% 06/07/2024		24422EVO9	170,000.00	A	A2	06/07/21	06/10/21	169,787.50	0.49	306.00	169,850.69	161,494.05
TARGET CORP CORPORATE NOTES DTD 06/26/2014 3.500% 07/01/2024		87612EBD7	600,000.00	A	A2	11/23/21	11/29/21	637,584.00	1.04	7,000.00	631,498.97	606,909.60
BANK OF AMERICA CORP NOTES DTD 07/23/2018 3.864% 07/23/2024		06051GHL6	150,000.00	A-	A2	09/28/20	10/01/20	162,622.50	1.58	1,577.80	157,468.96	150,311.10

**Managed Account Detail of Securities Held**

For the Month Ending **April 30, 2022**

**CITY OF HAYWARD - 35310000**

<b>Security Type/Description</b>	<b>CUSIP</b>	<b>Par</b>	<b>S&amp;P Rating</b>	<b>Moody's Rating</b>	<b>Trade Date</b>	<b>Settle Date</b>	<b>Original Cost</b>	<b>YTM at Cost</b>	<b>Accrued Interest</b>	<b>Amortized Cost</b>	<b>Market Value</b>
<b>Corporate Note</b>											
BANK OF AMERICA CORP NOTES DTD 07/23/2018 3.864% 07/23/2024	06051GHL6	300,000.00	A-	A2	08/21/20	08/25/20	327,150.00	1.47	3,155.60	315,652.10	300,622.20
BRISTOL MYERS SQUIBB CO CORP NOTES (CALL DTD 01/26/2020 2.900% 07/26/2024	110122CM8	144,000.00	A+	A2	10/05/20	10/07/20	155,907.36	0.69	1,102.00	150,900.66	144,420.48
AMERICAN EXPRESS CO CORP NOTES (CALLABLE DTD 07/30/2019 2.500% 07/30/2024	025816CG2	400,000.00	BBB+	A2	11/19/21	11/23/21	414,320.00	1.14	2,527.78	411,923.28	392,110.00
AMERICAN HONDA FINANCE CORPORATE NOTES DTD 09/09/2021 0.750% 08/09/2024	02665WDY4	200,000.00	A-	A3	09/07/21	09/09/21	199,868.00	0.77	341.67	199,897.00	189,163.20
UNILEVER CAPITAL CORP (CALLABLE) CORPORA DTD 08/12/2021 0.626% 08/12/2024	904764BN6	225,000.00	A+	A1	08/09/21	08/12/21	225,000.00	0.63	309.09	225,000.00	212,781.38
BMW US CAPITAL LLC CORPORATE NOTES DTD 08/12/2021 0.750% 08/12/2024	05565EBU8	265,000.00	A	A2	08/09/21	08/12/21	264,976.15	0.75	436.15	264,981.85	251,386.69
NESTLE HOLDINGS INC CORP NOTES (CALLABLE DTD 09/14/2021 0.606% 09/14/2024	641062AU8	710,000.00	AA-	Aa3	09/07/21	09/14/21	710,000.00	0.61	561.73	710,000.00	668,665.93
JPMORGAN CHASE & CO CORPORATE NOTES (CAL DTD 09/16/2020 0.653% 09/16/2024	46647PBS4	125,000.00	A-	A2	09/28/20	09/30/20	124,967.50	0.66	102.03	124,980.48	120,808.00
JPMORGAN CHASE & CO CORPORATE NOTES (CAL DTD 09/16/2020 0.653% 09/16/2024	46647PBS4	485,000.00	A-	A2	09/09/20	09/16/20	485,000.00	0.65	395.88	485,000.00	468,735.04
GOLDMAN SACHS GROUP INC CORPORATE NOTES DTD 10/21/2021 0.925% 10/21/2024	38141GYL2	325,000.00	BBB+	A2	10/18/21	10/21/21	325,000.00	0.93	83.51	325,000.00	312,209.30

**Managed Account Detail of Securities Held**

For the Month Ending **April 30, 2022**

**CITY OF HAYWARD - 35310000**

<b>Security Type/Description</b>	<b>Dated Date/Coupon/Maturity</b>	<b>CUSIP</b>	<b>Par</b>	<b>S&amp;P Rating</b>	<b>Moody's Rating</b>	<b>Trade Date</b>	<b>Settle Date</b>	<b>Original Cost</b>	<b>YTM at Cost</b>	<b>Accrued Interest</b>	<b>Amortized Cost</b>	<b>Market Value</b>
<b>Corporate Note</b>												
BANK OF AMERICA CORP (CALLABLE) CORPORAT DTD 10/21/2020 0.810% 10/24/2024		06051GJH3	625,000.00	A-	A2	10/16/20	10/21/20	625,000.00	0.81	98.44	625,000.00	599,018.13
COOPERATIEVE RABOBANK UA CORPORATE NOTES DTD 01/12/2022 1.375% 01/10/2025		21688AAS1	750,000.00	A+	Aa2	01/19/22	01/24/22	744,127.50	1.65	3,122.40	744,653.96	709,647.00
AMERICAN HONDA FINANCE CORPORATE NOTES DTD 01/13/2022 1.500% 01/13/2025		02665WEA5	750,000.00	A-	A3	01/11/22	01/13/22	749,407.50	1.53	3,375.00	749,465.89	714,028.50
NATIONAL RURAL UTIL COOP CORPORATE NOTES DTD 02/07/2022 1.875% 02/07/2025		63743HFC1	405,000.00	A-	A2	01/31/22	02/07/22	404,987.85	1.88	1,771.88	404,988.77	386,832.51
MERCK & CO INC CORP NOTES DTD 02/10/2015 2.750% 02/10/2025		58933YAR6	295,000.00	A+	A1	03/08/21	03/10/21	314,234.00	1.05	1,825.31	308,252.96	291,197.75
TOYOTA MOTOR CREDIT CORP CORP NOTES DTD 02/13/2020 1.800% 02/13/2025		89236TGT6	450,000.00	A+	A1	09/23/21	09/27/21	462,469.50	0.96	1,755.00	460,288.60	430,360.65
JPMORGAN CHASE & CO CORP NOTES (CALLABLE DTD 02/16/2021 0.563% 02/16/2025		46647PBY1	265,000.00	A-	A2	02/09/21	02/16/21	265,000.00	0.56	310.82	265,000.00	250,916.05
EXXON MOBIL CORP CORPORATE NT (CALLABLE) DTD 03/06/2015 2.709% 03/06/2025		30231GAF9	300,000.00	AA-	Aa2	03/26/21	03/30/21	318,576.00	1.10	1,241.63	313,101.11	294,570.30
ROCHE HOLDINGS INC (CALLABLE) CORPORATE DTD 03/10/2022 2.132% 03/10/2025		771196BT8	2,390,000.00	AA	Aa3	03/03/22	03/10/22	2,390,000.00	2.13	7,218.60	2,390,000.00	2,312,499.47
BURLINGTN NORTH SANTA FE CORP NOTES (CAL DTD 03/09/2015 3.000% 04/01/2025		12189LAV3	150,000.00	AA-	A3	03/09/22	03/11/22	152,515.50	2.43	375.00	152,390.58	148,810.80



**Managed Account Detail of Securities Held**

For the Month Ending **April 30, 2022**

**CITY OF HAYWARD - 35310000**

<b>Security Type/Description</b>	<b>Dated Date/Coupon/Maturity</b>	<b>CUSIP</b>	<b>Par</b>	<b>S&amp;P Rating</b>	<b>Moody's Rating</b>	<b>Trade Date</b>	<b>Settle Date</b>	<b>Original Cost</b>	<b>YTM at Cost</b>	<b>Accrued Interest</b>	<b>Amortized Cost</b>	<b>Market Value</b>
<b>Corporate Note</b>												
BURLINGTN NORTH SANTA FE CORP NOTES (CAL DTD 03/09/2015 3.000% 04/01/2025)		12189LAV3	300,000.00	AA-	A3	03/05/21	03/09/21	323,202.00	1.05	750.00	316,244.73	297,621.60
BMW US CAPITAL LLC CORP NOTES (CALLABLE) DTD 04/01/2022 3.250% 04/01/2025		05565EBZ7	315,000.00	A	A2	03/28/22	04/01/22	314,703.90	3.28	853.13	314,712.00	312,288.48
PACCAR FINANCIAL CORP CORPORATE NOTES DTD 04/07/2022 2.850% 04/07/2025		69371RR73	925,000.00	A+	A1	03/31/22	04/07/22	924,759.50	2.86	1,757.50	924,764.77	913,961.05
HOME DEPOT INC (CALLABLE) CORPORATE NOTE DTD 03/28/2022 2.700% 04/15/2025		437076CM2	145,000.00	A	A2	03/24/22	03/28/22	144,746.25	2.76	358.88	144,753.99	143,527.38
BROWN-FORMAN CORP NOTES (CALLABLE) DTD 03/26/2018 3.500% 04/15/2025		115637AS9	425,000.00	A-	A1	03/02/22	03/04/22	442,760.75	2.11	661.11	441,806.05	428,309.48
BANK OF NY MELLON (CALLABLE) CORP NOTES DTD 04/24/2020 1.600% 04/24/2025		06406RAN7	325,000.00	A	A1	03/04/21	03/08/21	334,317.75	0.89	101.11	331,674.46	308,128.93
CITIGROUP INC CORPORATE NOTES DTD 05/04/2021 0.981% 05/01/2025		172967MX6	325,000.00	BBB+	A3	04/28/21	05/04/21	325,851.50	0.91	1,594.13	325,640.09	306,342.08
HERSHEY CO CORP NOTES (CALLABLE) DTD 06/01/2020 0.900% 06/01/2025		427866BF4	475,000.00	A	A1	03/04/22	03/08/22	458,598.25	2.01	1,781.25	459,348.20	442,054.00
JPMORGAN CHASE & CO CORPORATE NOTES DTD 06/01/2021 0.824% 06/01/2025		46647PCH7	615,000.00	A-	A2	05/24/21	06/01/21	615,000.00	0.82	2,111.50	615,000.00	578,549.57
TRUIST FINANCIAL CORP NOTES (CALLABLE) DTD 06/05/2018 3.700% 06/05/2025		05531FBE2	650,000.00	A-	A3	02/07/22	02/09/22	683,481.50	2.09	9,753.61	681,185.14	650,284.70
BRISTOL-MYERS SQUIBB CO CORPORATE NOTES DTD 11/13/2020 0.750% 11/13/2025		110122DN5	500,000.00	A+	A2	02/22/22	02/24/22	473,760.00	2.23	1,750.00	475,035.29	455,771.00

Managed Account Detail of Securities Held

For the Month Ending April 30, 2022

CITY OF HAYWARD - 35310000

Security Type/Description Dated Date/Coupon/Maturity	CUSIP	Par	S&P Rating	Moody's Rating	Trade Date	Settle Date	Original Cost	YTM at Cost	Accrued Interest	Amortized Cost	Market Value
<b>Corporate Note</b>											
CITIGROUP INC CORP NOTES (CALLABLE) DTD 01/25/2022 2.014% 01/25/2026	17327CAN3	455,000.00	BBB+	A3	01/18/22	01/25/22	455,000.00	2.01	2,443.65	455,000.00	429,487.24
STATE STREET CORP (CALLABLE) CORPORATE N DTD 02/07/2022 1.746% 02/06/2026	857477BR3	415,000.00	A	A1	02/02/22	02/07/22	415,000.00	1.75	1,690.71	415,000.00	395,488.78
GOLDMAN SACHS GROUP INC CORPORATE NOTES DTD 02/12/2021 0.855% 02/12/2026	38141GXS8	450,000.00	BBB+	A2	11/29/21	12/01/21	440,653.50	1.37	844.31	441,573.53	411,521.85
MORGAN STANLEY CORP NOTES (CALLABLE) DTD 02/18/2022 2.630% 02/18/2026	61747YEM3	1,090,000.00	BBB+	A1	02/16/22	02/18/22	1,090,000.00	2.63	5,813.03	1,090,000.00	1,048,897.19
STATE STREET CORP NOTES (CALLABLE) DTD 10/29/2020 2.901% 03/30/2026	857477BM4	275,000.00	A	A1	02/02/22	02/04/22	283,681.75	2.10	686.98	283,032.51	268,851.83
STATE STREET CORP NOTES (CALLABLE) DTD 10/29/2020 2.901% 03/30/2026	857477BM4	275,000.00	A	A1	02/17/22	02/22/22	280,535.75	2.38	686.98	280,203.21	268,851.82
UNITEDHEALTH GROUP INC (CALLABLE) CORPOR DTD 05/19/2021 1.150% 05/15/2026	91324PEC2	475,000.00	A+	A3	02/22/22	02/24/22	453,102.50	2.30	2,518.82	454,040.36	432,929.73
ASTRAZENECA FINANCE LLC (CALLABLE) CORP DTD 05/28/2021 1.200% 05/28/2026	04636NAA1	450,000.00	A-	A3	11/29/21	12/01/21	443,538.00	1.53	2,295.00	444,133.34	408,719.25
BANK OF AMERICA CORP NOTES (CALLABLE) DTD 06/16/2020 1.319% 06/19/2026	06051GJD2	450,000.00	A-	A2	11/29/21	12/01/21	445,837.50	1.53	2,176.35	446,215.91	411,864.75
MORGAN STANLEY CORP NOTES DTD 07/25/2016 3.125% 07/27/2026	61761J3R8	400,000.00	BBB+	A1	11/29/21	12/01/21	423,432.00	1.81	3,263.89	421,349.46	383,384.40
UNILEVER CAPITAL CORP CORPORATE NOTES DTD 07/28/2016 2.000% 07/28/2026	904764AU1	475,000.00	A+	A1	02/23/22	02/25/22	468,715.75	2.32	2,454.17	468,968.83	446,349.90

**Managed Account Detail of Securities Held**

For the Month Ending **April 30, 2022**

**CITY OF HAYWARD - 35310000**

<b>Security Type/Description</b>	<b>CUSIP</b>	<b>Par</b>	<b>S&amp;P Rating</b>	<b>Moody's Rating</b>	<b>Trade Date</b>	<b>Settle Date</b>	<b>Original Cost</b>	<b>YTM at Cost</b>	<b>Accrued Interest</b>	<b>Amortized Cost</b>	<b>Market Value</b>
<b>Corporate Note</b>											
BMW US CAPITAL LLC (CALLABLE) CORPORATE DTD 08/12/2021 1.250% 08/12/2026	05565EBW4	475,000.00	A	A2	02/22/22	02/24/22	453,045.50	2.35	1,302.95	453,934.46	429,779.53
AMERICAN HONDA FINANCE CORPORATE NOTES DTD 09/09/2021 1.300% 09/09/2026	02665WDZ1	450,000.00	A-	A3	11/29/21	12/01/21	443,268.00	1.63	845.00	443,851.21	408,177.45
JOHN DEERE CAPITAL CORP CORPORATE NOTES DTD 10/13/2021 1.300% 10/13/2026	24422EVW6	450,000.00	A	A2	11/29/21	12/01/21	445,203.00	1.53	292.50	445,610.62	411,300.45
BANK OF NY MELLON CORP CORPORATE NOTES DTD 07/27/2021 1.050% 10/15/2026	06406RAV9	450,000.00	A	A1	11/29/21	12/01/21	439,830.00	1.53	210.00	440,693.22	405,514.35
CITIGROUP INC (CALLABLE) CORP NOTES DTD 10/21/2016 3.200% 10/21/2026	172967KY6	400,000.00	BBB+	A3	11/29/21	12/01/21	423,756.00	1.92	355.56	421,637.18	386,202.40
AMERICAN EXPRESS CO (CALLABLE) CORPORATE DTD 11/04/2021 1.650% 11/04/2026	025816CM9	450,000.00	BBB+	A2	11/19/21	11/23/21	449,127.00	1.69	3,650.63	449,203.82	410,781.15
ABBOTT LABORATORIES CORP NOTES (CALLABLE) DTD 11/22/2016 3.750% 11/30/2026	002824BF6	600,000.00	AA-	A1	03/10/22	03/14/22	631,290.00	2.57	9,437.50	630,368.58	605,652.60
TOYOTA MOTOR CREDIT CORP CORPORATE NOTES DTD 01/13/2022 1.900% 01/13/2027	89236TJV8	500,000.00	A+	A1	01/13/22	01/18/22	500,355.00	1.89	2,850.00	500,334.92	463,617.50
TARGET CORP CORPORATE NOTES DTD 01/24/2022 1.950% 01/15/2027	87612EBM7	180,000.00	A	A2	01/19/22	01/24/22	179,694.00	1.99	945.75	179,710.34	168,589.80
TARGET CORP CORPORATE NOTES DTD 01/24/2022 1.950% 01/15/2027	87612EBM7	275,000.00	A	A2	01/24/22	01/26/22	275,998.25	1.87	1,444.90	275,946.00	257,567.75
BANK OF NY MELLON CORP (CALLABLE) CORPOR DTD 01/26/2022 2.050% 01/26/2027	06406RBA4	475,000.00	A	A1	03/10/22	03/16/22	461,989.75	2.65	2,569.62	462,326.54	443,049.13

Managed Account Detail of Securities Held

For the Month Ending April 30, 2022

CITY OF HAYWARD - 35310000

Security Type/Description Dated Date/Coupon/Maturity	CUSIP	Par	S&P Rating	Moody's Rating	Trade Date	Settle Date	Original Cost	YTM at Cost	Accrued Interest	Amortized Cost	Market Value
<b>Corporate Note</b>											
PROCTER & GAMBLE CO/THE CORPORATE NOTES DTD 02/01/2022 1.900% 02/01/2027	742718FV6	650,000.00	AA-	Aa3	02/01/22	02/03/22	650,214.50	1.89	3,087.50	650,204.27	612,313.65
JPMORGAN CHASE & CO CORP NOTES (CALLABLE) DTD 02/04/2021 1.040% 02/04/2027	46647PBW5	500,000.00	A-	A2	03/11/22	03/15/22	460,775.00	2.77	1,256.67	461,806.66	444,387.50
IBM CORP CORPORATE NOTES DTD 02/09/2022 2.200% 02/09/2027	459200KM2	475,000.00	A-	A3	02/22/22	02/24/22	470,164.50	2.42	2,380.28	470,340.72	445,462.13
TRUIST FINANCIAL CORP NOTES (CALLABLE) DTD 03/02/2021 1.267% 03/02/2027	89788MAD4	475,000.00	A-	A3	03/11/22	03/15/22	444,908.75	2.64	986.32	445,688.83	430,568.50
JOHNSON & JOHNSON CORP NOTES (CALLABLE) DTD 03/03/2017 2.950% 03/03/2027	478160CE2	450,000.00	AAA	Aaa	03/10/22	03/14/22	461,313.00	2.41	2,138.75	460,998.20	441,783.90
CHARLES SCHWAB CORP NOTES (CALLABLE) DTD 03/03/2022 2.450% 03/03/2027	808513BY0	475,000.00	A	A2	03/03/22	03/07/22	473,318.50	2.53	1,874.93	473,369.26	447,080.45
AMERICAN EXPRESS CO CORP NOTES (CALLABLE) DTD 03/04/2022 2.550% 03/04/2027	025816CS6	450,000.00	BBB+	A2	03/04/22	03/08/22	449,581.50	2.57	1,816.88	449,593.90	423,221.40
JOHN DEERE CAPITAL CORP CORPORATE NOTES DTD 03/07/2022 2.350% 03/08/2027	24422EWD7	450,000.00	A	A2	03/09/22	03/11/22	447,835.50	2.45	1,586.26	447,896.05	425,132.10
ROCHE HOLDINGS INC CORPORATE NOTES DTD 03/10/2022 2.314% 03/10/2027	771196BV3	475,000.00	AA	Aa3	03/10/22	03/14/22	468,834.50	2.59	1,557.13	468,996.93	448,798.53
BANK OF AMERICA CORP CORPORATE NOTES DTD 03/11/2021 1.658% 03/11/2027	06051GJQ3	475,000.00	A-	A2	03/10/22	03/14/22	446,343.25	2.97	1,093.82	447,097.79	429,170.58

Managed Account Detail of Securities Held

For the Month Ending April 30, 2022

CITY OF HAYWARD - 35310000

Security Type/Description Dated Date/Coupon/Maturity	CUSIP	Par	S&P Rating	Moody's Rating	Trade Date	Settle Date	Original Cost	YTM at Cost	Accrued Interest	Amortized Cost	Market Value
<b>Corporate Note</b>											
BERKSHIRE HATHAWAY CORP NOTES (CALLABLE) DTD 03/15/2022 2.300% 03/15/2027	084664CZ2	475,000.00	AA	Aa2	03/15/22	03/17/22	466,307.50	2.69	1,395.97	466,521.95	453,390.83
BMW US CAPITAL LLC CORPORATE NOTES DTD 04/01/2022 3.450% 04/01/2027	05565ECA1	350,000.00	A	A2	04/01/22	04/05/22	350,899.50	3.39	1,006.25	350,886.66	345,261.00
AMAZON.COM INC CORP NOTE (CALLABLE) DTD 04/13/2022 3.300% 04/13/2027	023135CF1	425,000.00	AA	A1	04/14/22	04/19/22	426,632.00	3.22	701.25	426,621.05	421,873.70
HOME DEPOT INC (CALLABLE) CORPORATE NOTE DTD 03/28/2022 2.875% 04/15/2027	437076CN0	450,000.00	A	A2	04/18/22	04/20/22	440,491.50	3.34	1,185.94	440,548.94	435,293.10
<b>Security Type Sub-Total</b>		<b>35,729,000.00</b>					<b>35,863,253.66</b>	<b>1.79</b>	<b>142,551.23</b>	<b>35,779,299.51</b>	<b>34,107,323.94</b>
<b>Certificate of Deposit</b>											
DNB BANK ASA/NY LT CD DTD 12/06/2019 2.040% 12/02/2022	23341VZT1	625,000.00	A-1+	P-1	12/04/19	12/06/19	625,000.00	2.03	5,312.50	625,000.00	625,026.88
CREDIT SUISSE NEW YORK CERT DEPOS DTD 03/23/2021 0.590% 03/17/2023	22552G3C2	975,000.00	A-1	P-1	03/19/21	03/23/21	975,000.00	0.59	719.06	975,000.00	958,868.63
<b>Security Type Sub-Total</b>		<b>1,600,000.00</b>					<b>1,600,000.00</b>	<b>1.16</b>	<b>6,031.56</b>	<b>1,600,000.00</b>	<b>1,583,895.51</b>
<b>Bank Note</b>											
PNC BANK NA CORP NOTES DTD 06/08/2018 3.500% 06/08/2023	69353RFL7	300,000.00	A	A2	03/05/20	03/09/20	321,240.00	1.27	4,170.83	300,000.00	301,846.50
<b>Security Type Sub-Total</b>		<b>300,000.00</b>					<b>321,240.00</b>	<b>1.27</b>	<b>4,170.83</b>	<b>300,000.00</b>	<b>301,846.50</b>
<b>Asset-Backed Security</b>											
HAROT 2019-1 A3 DTD 02/27/2019 2.830% 03/20/2023	43814WAC9	11,770.18	AAA	NR	02/19/19	02/27/19	11,769.87	2.83	12.03	11,770.11	11,779.44
NAROT 2018-C A3 DTD 12/12/2018 3.220% 06/15/2023	65478NAD7	7,025.31	AAA	Aaa	12/04/18	12/12/18	7,023.97	3.22	10.05	7,024.98	7,029.14

**Managed Account Detail of Securities Held**

For the Month Ending **April 30, 2022**

**CITY OF HAYWARD - 35310000**

<b>Security Type/Description</b>	<b>CUSIP</b>	<b>Par</b>	<b>S&amp;P Rating</b>	<b>Moody's Rating</b>	<b>Trade Date</b>	<b>Settle Date</b>	<b>Original Cost</b>	<b>YTM at Cost</b>	<b>Accrued Interest</b>	<b>Amortized Cost</b>	<b>Market Value</b>
<b>Asset-Backed Security</b>											
HYUNDAI AUTO RECEIVABLES TRUST DTD 04/10/2019 2.660% 06/15/2023	44932NAD2	11,979.50	AAA	NR	04/03/19	04/10/19	11,977.92	2.66	14.16	11,979.08	11,981.91
GMALT 2020-3 A3 DTD 09/29/2020 0.450% 08/21/2023	362569AC9	221,747.20	AAA	Aaa	09/22/20	09/29/20	221,725.96	0.45	30.49	221,737.61	220,961.88
CARMAX AUTO OWNER TRUST DTD 10/24/2018 3.360% 09/15/2023	14315EAC4	17,359.33	AAA	NR	10/17/18	10/24/18	17,359.18	3.36	25.92	17,359.29	17,373.52
COPAR 2019-1 A3 DTD 05/30/2019 2.510% 11/15/2023	14042WAC4	27,216.55	AAA	Aaa	05/21/19	05/30/19	27,211.04	2.51	30.36	27,214.65	27,248.97
MBALT 2020-B A3 DTD 09/23/2020 0.400% 11/15/2023	58769EAC2	159,842.77	AAA	NR	09/15/20	09/23/20	159,834.67	0.40	28.42	159,838.80	158,923.58
FIFTH THIRD AUTO TRUST DTD 05/08/2019 2.640% 12/15/2023	31680YAD9	25,287.92	AAA	Aaa	04/30/19	05/08/19	25,282.36	2.65	29.67	25,285.96	25,305.19
BMWLT 2021-1 A3 DTD 03/10/2021 0.290% 01/25/2024	05591RAC8	235,000.00	AAA	Aaa	03/02/21	03/10/21	234,992.55	0.29	11.36	234,995.51	232,614.14
HDMOT 2019-A A3 DTD 06/26/2019 2.340% 02/15/2024	41284WAC4	26,250.22	NR	Aaa	06/19/19	06/26/19	26,248.19	2.34	27.30	26,249.44	26,254.05
GMCAR 2019-2 A3 DTD 04/17/2019 2.650% 02/16/2024	36257FAD2	41,563.91	AAA	Aaa	04/09/19	04/17/19	41,560.53	2.65	45.89	41,562.65	41,617.57
TLOT 2021-A A3 DTD 04/21/2021 0.390% 04/22/2024	89238EAC0	340,000.00	AAA	Aaa	04/13/21	04/21/21	339,960.32	0.39	40.52	339,973.88	332,845.62
GMALT 2021-2 A3 DTD 05/26/2021 0.340% 05/20/2024	380144AC9	485,000.00	AAA	NR	05/18/21	05/26/21	484,923.86	0.35	50.39	484,947.61	476,474.67
VZOT 2020-A A1A DTD 01/29/2020 1.850% 07/22/2024	92348TAA2	104,685.60	AAA	Aaa	01/21/20	01/29/20	104,673.35	1.85	59.18	104,679.51	104,580.88
HDMOT 2020-A A3 DTD 01/29/2020 1.870% 10/15/2024	41284UAD6	54,785.40	AAA	Aaa	01/21/20	01/29/20	54,773.45	1.87	45.53	54,779.16	54,782.29
CARMX 2020-1 A3 DTD 01/22/2020 1.890% 12/16/2024	14315XAC2	237,155.03	AAA	NR	01/14/20	01/22/20	237,108.50	1.89	199.21	237,130.08	236,348.47

Managed Account Detail of Securities Held

For the Month Ending April 30, 2022

CITY OF HAYWARD - 35310000

Security Type/Description Dated Date/Coupon/Maturity	CUSIP	Par	S&P Rating	Moody's Rating	Trade Date	Settle Date	Original Cost	YTM at Cost	Accrued Interest	Amortized Cost	Market Value
<b>Asset-Backed Security</b>											
VZOT 2020-B A DTD 08/12/2020 0.470% 02/20/2025	92290BAA9	675,000.00	NR	Aaa	08/04/20	08/12/20	674,858.25	0.47	96.94	674,912.02	664,558.43
GMCAR 2020-3 A3 DTD 08/19/2020 0.450% 04/16/2025	362590AC5	376,738.49	NR	Aaa	08/11/20	08/19/20	376,652.29	0.46	70.64	376,683.71	371,668.72
KCOT 2021-1A A3 DTD 04/14/2021 0.620% 08/15/2025	50117TAC5	290,000.00	NR	Aaa	04/06/21	04/14/21	289,940.67	0.62	79.91	289,954.98	276,898.18
HART 2021-A A3 DTD 04/28/2021 0.380% 09/15/2025	44933LAC7	135,000.00	AAA	NR	04/20/21	04/28/21	134,985.80	0.38	22.80	134,989.06	131,208.62
KCOT 2021-2A A3 DTD 07/28/2021 0.560% 11/17/2025	50117XAE2	480,000.00	NR	Aaa	07/20/21	07/28/21	479,981.90	0.56	119.47	479,985.09	453,624.54
CARMX 2021-2 A3 DTD 04/21/2021 0.520% 02/17/2026	14314OAC8	310,000.00	AAA	NR	04/13/21	04/21/21	309,933.20	0.52	71.64	309,947.41	297,629.61
CARMX 2021-3 A3 DTD 07/28/2021 0.550% 06/15/2026	14317DAC4	595,000.00	AAA	Aaa	07/21/21	07/28/21	594,902.12	0.55	145.44	594,917.33	574,625.18
COPAR 2021-1 A3 DTD 10/27/2021 0.770% 09/15/2026	14044CAC6	370,000.00	AAA	Aaa	10/19/21	10/27/21	369,993.01	0.77	126.62	369,993.74	354,299.42
COMET 2021-A3 A3 DTD 11/30/2021 1.040% 11/16/2026	14041NFY2	715,000.00	AAA	NR	11/18/21	11/30/21	714,901.47	1.04	330.49	714,909.74	676,381.78
<b>Security Type Sub-Total</b>		<b>5,953,407.41</b>					<b>5,952,574.43</b>	<b>0.72</b>	<b>1,724.43</b>	<b>5,952,821.40</b>	<b>5,787,015.80</b>
<b>Managed Account Sub-Total</b>		<b>188,250,075.23</b>					<b>187,268,844.99</b>	<b>0.97</b>	<b>354,706.91</b>	<b>187,194,329.23</b>	<b>178,666,537.71</b>
<b>Securities Sub-Total</b>		<b>\$188,250,075.23</b>					<b>\$187,268,844.99</b>	<b>0.97%</b>	<b>\$354,706.91</b>	<b>\$187,194,329.23</b>	<b>\$178,666,537.71</b>
<b>Accrued Interest</b>											<b>\$354,706.91</b>
<b>Total Investments</b>											<b>\$179,021,244.62</b>

**Managed Account Fair Market Value & Analytics**

For the Month Ending **April 30, 2022**

**CITY OF HAYWARD - 35310000**

<b>Security Type/Description</b>	<b>Dated Date/Coupon/Maturity</b>	<b>CUSIP</b>	<b>Par</b>	<b>Broker</b>	<b>Next Call Date</b>	<b>Market Price</b>	<b>Market Value</b>	<b>Unreal G/L On Cost</b>	<b>Unreal G/L Amort Cost</b>	<b>Effective Duration</b>	<b>YTM at Mkt</b>
<b>U.S. Treasury Bond / Note</b>											
US TREASURY N/B NOTES	DTD 05/31/2021 0.125% 05/31/2023	91282CCD1	1,425,000.00	GOLDMAN		97.77	1,393,160.09	(30,893.62)	(31,316.40)	1.09	2.22
US TREASURY NOTES	DTD 08/01/2016 1.250% 07/31/2023	912828S92	660,000.00	JPM_CHA		98.61	650,821.91	(24,827.31)	(18,165.55)	1.25	2.38
US TREASURY NOTES	DTD 09/30/2021 0.250% 09/30/2023	91282CDA6	2,500,000.00	NOMURA		96.91	2,422,656.25	(75,976.56)	(76,367.46)	1.42	2.48
US TREASURY N/B NOTES	DTD 10/31/2021 0.375% 10/31/2023	91282CDD0	3,000,000.00	JPM_CHA		96.83	2,904,843.60	(86,484.53)	(88,619.69)	1.50	2.54
US TREASURY NOTES	DTD 11/15/2020 0.250% 11/15/2023	91282CAW1	3,450,000.00	NOMURA		96.53	3,330,328.13	(122,906.25)	(121,362.64)	1.54	2.56
US TREASURY NOTES	DTD 12/15/2020 0.125% 12/15/2023	91282CBA8	2,260,000.00	CITIGRP		96.08	2,171,365.51	(79,806.37)	(83,175.60)	1.63	2.60
US TREASURY NOTES	DTD 12/15/2020 0.125% 12/15/2023	91282CBA8	3,250,000.00	BARCLAY		96.08	3,122,538.90	(119,716.96)	(123,177.26)	1.63	2.60
US TREASURY NOTES	DTD 01/15/2021 0.125% 01/15/2024	91282CBE0	2,450,000.00	JPM_CHA		95.83	2,347,788.94	(98,287.23)	(99,935.53)	1.71	2.64
US TREASURY NOTES	DTD 02/15/2021 0.125% 02/15/2024	91282CBM2	4,500,000.00	CITIGRP		95.58	4,301,015.40	(179,472.88)	(187,140.14)	1.80	2.66
US TREASURY NOTES	DTD 05/01/2017 2.000% 04/30/2024	912828X70	400,000.00	JPM_CHA		98.61	394,437.52	(25,218.73)	(18,960.30)	1.95	2.72
US TREASURY NOTES	DTD 05/01/2017 2.000% 04/30/2024	912828X70	2,300,000.00	CITIGRP		98.61	2,268,015.74	(146,175.67)	(106,346.20)	1.95	2.72
US TREASURY N/B NOTES	DTD 06/15/2021 0.250% 06/15/2024	91282CCG4	3,400,000.00	JPM_CHA		94.81	3,223,625.00	(154,328.13)	(160,445.42)	2.12	2.78
US TREASURY N/B NOTES	DTD 07/15/2021 0.375% 07/15/2024	91282CCL3	750,000.00	CITIGRP		94.88	711,562.50	(39,316.41)	(39,097.09)	2.20	2.78
US TREASURY N/B NOTES	DTD 07/15/2021 0.375% 07/15/2024	91282CCL3	760,000.00	NOMURA		94.88	721,050.00	(38,860.94)	(38,882.98)	2.20	2.78
US TREASURY N/B NOTES	DTD 07/15/2021 0.375% 07/15/2024	91282CCL3	1,700,000.00	CITIGRP		94.88	1,612,875.00	(85,332.03)	(85,774.41)	2.20	2.78
US TREASURY N/B NOTES	DTD 08/15/2021 0.375% 08/15/2024	91282CCT6	3,275,000.00	JPM_CHA		94.63	3,098,968.75	(172,449.22)	(173,247.44)	2.29	2.81
US TREASURY N/B NOTES	DTD 09/15/2021 0.375% 09/15/2024	91282CCX7	3,000,000.00	MERRILL		94.38	2,831,250.00	(156,562.50)	(158,909.30)	2.37	2.84



Managed Account Fair Market Value & Analytics

For the Month Ending April 30, 2022

CITY OF HAYWARD - 35310000

Security Type/Description Dated Date/Coupon/Maturity	CUSIP	Par	Broker	Next Call Date	Market Price	Market Value	Unreal G/L On Cost	Unreal G/L Amort Cost	Effective Duration	YTM at Mkt
<b>U.S. Treasury Bond / Note</b>										
US TREASURY NOTES DTD 10/31/2019 1.500% 10/31/2024	91282YM6	2,000,000.00	MERRILL		96.75	1,935,000.00	(138,046.88)	(117,405.69)	2.45	2.86
US TREASURY N/B NOTES DTD 11/15/2021 0.750% 11/15/2024	91282CDH1	9,550,000.00	NOMURA		94.84	9,057,578.13	(467,054.68)	(470,919.94)	2.52	2.87
US TREASURY NOTES DTD 11/30/2019 1.500% 11/30/2024	912828YV6	425,000.00	NOMURA		96.63	410,656.25	(29,799.80)	(25,905.17)	2.53	2.86
US TREASURY NOTES DTD 11/30/2019 1.500% 11/30/2024	912828YV6	4,000,000.00	JPM_CHA		96.63	3,865,000.00	(283,437.50)	(245,161.16)	2.53	2.86
US TREASURY NOTES DTD 05/31/2020 0.250% 05/31/2025	912828ZT0	10,000,000.00	CITIGRP		92.20	9,220,312.00	(523,828.63)	(556,874.66)	3.07	2.91
US TREASURY NOTES DTD 07/31/2020 0.250% 07/31/2025	91282CAB7	5,850,000.00	CITIGRP		91.72	5,365,546.88	(295,699.21)	(312,503.09)	3.24	2.94
US TREASURY NOTES DTD 10/31/2020 0.250% 10/31/2025	91282CAT8	10,000,000.00	NOMURA		91.13	9,112,500.00	(567,968.75)	(604,871.74)	3.48	2.94
US TREASURY NOTES DTD 01/31/2021 0.375% 01/31/2026	91282CBH3	600,000.00	NOMURA		90.89	545,343.72	(35,109.41)	(36,742.67)	3.73	2.96
US TREASURY NOTES DTD 01/31/2021 0.375% 01/31/2026	91282CBH3	10,000,000.00	MERRILL		90.89	9,089,062.00	(601,172.38)	(634,807.53)	3.73	2.96
US TREASURY N/B NOTES DTD 06/30/2021 0.875% 06/30/2026	91282CCJ8	10,000,000.00	MERRILL		91.84	9,184,375.00	(615,234.38)	(633,549.65)	4.09	2.97
US TREASURY N/B NOTES DTD 07/31/2021 0.625% 07/31/2026	91282CCP4	2,450,000.00	JPM_CHA		90.70	2,222,226.44	(136,089.97)	(141,795.96)	4.20	2.97
US TREASURY N/B NOTES DTD 10/31/2021 1.125% 10/31/2026	91282CDG3	5,000,000.00	CITIGRP		92.28	4,614,062.50	(363,867.19)	(365,902.39)	4.37	2.97
US TREASURY N/B NOTES DTD 12/31/2021 1.250% 12/31/2026	91282CDO1	600,000.00	NOMURA		92.59	555,562.50	(26,203.13)	(26,971.43)	4.53	2.96
US TREASURY N/B NOTES DTD 12/31/2021 1.250% 12/31/2026	91282CDO1	700,000.00	NOMURA		92.59	648,156.25	(29,093.75)	(30,064.55)	4.53	2.96
<b>Security Type Sub-Total</b>		<b>110,255,000.00</b>				<b>103,331,684.91</b>	<b>(5,749,221.00)</b>	<b>(5,814,399.04)</b>	<b>2.83</b>	<b>2.83</b>
<b>Supra-National Agency Bond / Note</b>										
INTER-AMERICAN DEVEL BK NOTES DTD 04/24/2020 0.500% 05/24/2023	4581X0DM7	1,285,000.00	RBC		98.10	1,260,573.44	(23,989.66)	(24,275.88)	1.07	2.31

**Managed Account Fair Market Value & Analytics**

For the Month Ending **April 30, 2022**

**CITY OF HAYWARD - 35310000**

<b>Security Type/Description</b> <b>Dated Date/Coupon/Maturity</b>	<b>CUSIP</b>	<b>Par</b>	<b>Broker</b>	<b>Next Call Date</b>	<b>Market Price</b>	<b>Market Value</b>	<b>Unreal G/L On Cost</b>	<b>Unreal G/L Amort Cost</b>	<b>Effective Duration</b>	<b>YTM at Mkt</b>
<b>Supra-National Agency Bond / Note</b>										
INTL BK RECON & DEVELOP NOTES DTD 11/24/2020 0.250% 11/24/2023	459058JM6	1,375,000.00	TD		96.42	1,325,786.00	(46,257.75)	(47,669.73)	1.57	2.60
INTER-AMERICAN DEVEL BK NOTES DTD 09/23/2021 0.500% 09/23/2024	4581X0DZ8	1,270,000.00	JPM_CHA		94.54	1,200,689.75	(68,370.45)	(68,559.10)	2.39	2.87
<b>Security Type Sub-Total</b>		<b>3,930,000.00</b>				<b>3,787,049.19</b>	<b>(138,617.86)</b>	<b>(140,504.71)</b>	<b>1.66</b>	<b>2.59</b>

<b>Municipal Bond / Note</b>										
NY ST URBAN DEV CORP TXBL REV BONDS DTD 12/23/2020 0.480% 03/15/2023	650036DR4	290,000.00	WELLS_F		98.41	285,394.80	(4,605.20)	(4,605.20)	0.88	2.32
UNIV OF CAL TXBL REV BONDS DTD 07/16/2020 0.628% 05/15/2023	91412HFK4	500,000.00	JPM_CHA		98.06	490,300.00	(9,700.00)	(9,700.00)	1.04	2.53
CHAFFEY CMTY CLG DIST, CA TXBL GO BONDS DTD 09/24/2019 1.617% 06/01/2023	157432KD6	770,000.00	RBC		98.83	761,014.10	(31,300.50)	(18,200.27)	1.08	2.71
CA ST EARTHQUAKE AUTH TXBL REV BONDS DTD 11/24/2020 1.477% 07/01/2023	13017HAK2	300,000.00	TFC		98.83	296,475.00	(5,124.00)	(4,242.78)	1.16	2.50
WI DEPT OF TRANS TXBL REV BONDS DTD 07/30/2020 0.420% 07/01/2023	977123X52	625,000.00	WELLS_F		97.72	610,762.50	(14,237.50)	(14,237.50)	1.17	2.41
AZ TRAN BOARD TXBL REV BONDS DTD 02/12/2020 1.795% 07/01/2023	040654XT7	1,235,000.00	JPM_CHAS		99.22	1,225,379.35	(9,620.65)	(9,620.65)	1.16	2.47
LOS ANGELES CCD, CA TXBL GO BONDS DTD 11/10/2020 0.444% 08/01/2023	54438CYH9	310,000.00	MERRILL		97.37	301,834.60	(8,165.40)	(8,165.40)	1.25	2.59
PALOMAR COMM COLL DIST, CA TXBL GO BONDS DTD 11/03/2020 0.580% 08/01/2023	697511FA6	350,000.00	RBC		97.39	340,872.00	(9,128.00)	(9,128.00)	1.25	2.71
MD ST TXBL GO BONDS DTD 08/05/2020 0.410% 08/01/2023	574193TP3	650,000.00	JPM_CHA		97.55	634,075.00	(15,925.00)	(15,925.00)	1.25	2.41
CA ST UNIV TXBL REV BONDS DTD 09/17/2020 0.475% 11/01/2023	13077DMJ8	325,000.00	GOLDMAN		96.89	314,879.50	(10,120.50)	(10,120.50)	1.50	2.60
MS ST TXBL GO BONDS DTD 08/06/2020 0.422% 11/01/2023	605581MY0	475,000.00	WELLS_F		96.72	459,439.00	(15,561.00)	(15,561.00)	1.50	2.66

**Managed Account Fair Market Value & Analytics**

For the Month Ending **April 30, 2022**

**CITY OF HAYWARD - 35310000**

<b>Security Type/Description</b>	<b>Dated Date/Coupon/Maturity</b>	<b>CUSIP</b>	<b>Par</b>	<b>Broker</b>	<b>Next Call Date</b>	<b>Market Price</b>	<b>Market Value</b>	<b>Unreal G/L On Cost</b>	<b>Unreal G/L Amort Cost</b>	<b>Effective Duration</b>	<b>YTM at Mkt</b>
<b>Municipal Bond / Note</b>											
NY ST URBAN DEV CORP TXBL REV BONDS	DTD 12/23/2020 0.620% 03/15/2024	650036DS2	880,000.00	WELLS_F		95.58	841,112.80	(38,887.20)	(38,887.20)	1.87	3.06
FL ST BOARD OF ADMIN TXBL REV BONDS	DTD 09/16/2020 1.258% 07/01/2025	341271AD6	295,000.00	MERRILL		93.52	275,881.05	(19,118.95)	(19,118.95)	3.10	3.43
LOS ANGELES USD, CA TXBL GO BONDS	DTD 11/10/2021 1.245% 07/01/2025	544647FB1	1,160,000.00	BARCLAY		94.64	1,097,812.40	(62,187.60)	(62,187.60)	3.11	3.03

<b>Security Type Sub-Total</b>			<b>8,165,000.00</b>				<b>7,935,232.10</b>	<b>(253,681.50)</b>	<b>(239,700.05)</b>	<b>1.59</b>	<b>2.69</b>
--------------------------------	--	--	---------------------	--	--	--	---------------------	---------------------	---------------------	-------------	-------------

<b>Federal Agency Commercial Mortgage-Backed Security</b>											
FHLMC MULTIFAMILY STRUCTURED P	DTD 11/01/2015 2.716% 06/01/2022	3137BLUR7	48,085.15	JPM_CHAS		99.90	48,039.37	14.04	(44.20)	0.10	3.82
FHLMC MULTIFAMILY STRUCTURED P	DTD 12/01/2012 2.355% 07/01/2022	3137AVXN2	382,680.96	WELLS_FA		99.87	382,171.51	(1,914.61)	(586.67)	0.17	3.14
FHLMC MULTIFAMILY STRUCTURED P	DTD 12/01/2012 2.355% 07/01/2022	3137AVXN2	824,030.26	WELLS_FA		99.87	822,933.25	2,121.85	(931.45)	0.17	3.14
FHLMC MULTIFAMILY STRUCTURED P	DTD 12/01/2012 2.307% 08/01/2022	3137AWQH1	1,154,160.89	CANT_FIT		99.84	1,152,366.89	(18,835.91)	(3,277.31)	0.25	2.92
FANNIEMAE-ACES	DTD 02/01/2013 2.509% 11/01/2022	3136ACGJ4	477,267.16	JPM_CHAS		100.00	477,267.16	(5,891.27)	(886.34)	0.49	2.51
FHLMC MULTIFAMILY STRUCTURED P	DTD 05/01/2013 2.510% 11/01/2022	3137B1BS0	487,808.35	PTRU		99.80	486,824.55	(10,396.98)	(2,743.99)	0.47	2.91
FHLMC MULTIFAMILY STRUCTURED P	DTD 05/01/2013 2.510% 11/01/2022	3137B1BS0	1,039,031.79	CITIGRP		99.80	1,036,936.29	(11,187.03)	(3,452.22)	0.47	2.91
FNA 2013-M7 A2	DTD 05/01/2013 2.280% 12/01/2022	3136AEGO4	156,048.16	BAIRD		99.91	155,907.88	(1,112.62)	(317.82)	0.59	2.43
FNA 2013-M7 A2	DTD 05/01/2013 2.280% 12/01/2022	3136AEGO4	206,730.47	BAIRD		99.91	206,544.63	(2,894.21)	(677.44)	0.59	2.43
FHMS KP05 A	DTD 12/01/2018 3.203% 07/01/2023	3137FKK39	16,702.91	CSFB		100.07	16,714.00	11.14	11.10	1.18	3.14
FHMS KJ27 A1	DTD 11/01/2019 2.092% 07/01/2024	3137FQ3V3	117,776.61	JPM_CHAS		99.30	116,957.45	(816.33)	(817.83)	0.73	2.42
FHMS KJ30 A1	DTD 07/01/2020 0.526% 01/01/2025	3137FUZN7	257,345.11	JPM_CHA		96.90	249,356.72	(7,983.50)	(7,985.44)	1.72	1.72

Managed Account Fair Market Value & Analytics

For the Month Ending April 30, 2022

CITY OF HAYWARD - 35310000

Security Type/Description Dated Date/Coupon/Maturity	CUSIP	Par	Broker	Next Call Date	Market Price	Market Value	Unreal G/L On Cost	Unreal G/L Amort Cost	Effective Duration	YTM at Mkt
<b>Security Type Sub-Total</b>		<b>5,167,667.82</b>				<b>5,152,019.70</b>	<b>(58,885.43)</b>	<b>(21,709.61)</b>	<b>0.43</b>	<b>2.84</b>

**Federal Agency Bond / Note**

FANNIE MAE NOTES DTD 05/22/2020 0.250% 05/22/2023	3135G04Q3	200,000.00	CITIGRP		97.97	195,935.00	(3,463.00)	(3,852.79)	1.06	2.20
FANNIE MAE NOTES DTD 05/22/2020 0.250% 05/22/2023	3135G04Q3	1,550,000.00	WELLS_F		97.97	1,518,496.25	(28,791.25)	(30,536.97)	1.06	2.20
FREDDIE MAC NOTES DTD 06/26/2020 0.250% 06/26/2023	3137EAES4	2,340,000.00	TD		97.68	2,285,637.12	(47,530.08)	(51,735.84)	1.16	2.30
FANNIE MAE NOTES DTD 07/10/2020 0.250% 07/10/2023	3135G05G4	1,000,000.00	WELLS_F		97.50	974,961.00	(24,679.00)	(24,883.18)	1.20	2.39
FANNIE MAE NOTES DTD 07/10/2020 0.250% 07/10/2023	3135G05G4	2,455,000.00	CITIGRP		97.50	2,393,529.26	(56,192.49)	(59,373.90)	1.20	2.39
FANNIE MAE NOTES (CALLABLE) DTD 08/10/2020 0.300% 08/10/2023	3135G05R0	1,950,000.00	CITIGRP	08/10/22	97.23	1,896,033.75	(50,300.25)	(52,403.25)	0.29	2.51
FREDDIE MAC NOTES DTD 08/21/2020 0.250% 08/24/2023	3137EAEV7	2,325,000.00	CITIGRP		97.15	2,258,846.78	(63,781.72)	(65,116.50)	1.32	2.46
FREDDIE MAC NOTES DTD 09/04/2020 0.250% 09/08/2023	3137EAEW5	710,000.00	NOMURA		97.03	688,933.59	(21,196.07)	(21,124.81)	1.36	2.49
FREDDIE MAC NOTES DTD 09/04/2020 0.250% 09/08/2023	3137EAEW5	900,000.00	NOMURA		97.03	873,296.10	(26,415.90)	(26,570.04)	1.36	2.49
FREDDIE MAC NOTES DTD 09/04/2020 0.250% 09/08/2023	3137EAEW5	1,590,000.00	WELLS_F		97.03	1,542,823.11	(46,652.19)	(46,940.56)	1.36	2.49
FREDDIE MAC NOTES DTD 12/04/2020 0.250% 12/04/2023	3137EAFA2	2,130,000.00	CITIGRP		96.34	2,051,978.10	(75,913.20)	(76,901.11)	1.59	2.61
<b>Security Type Sub-Total</b>		<b>17,150,000.00</b>				<b>16,680,470.06</b>	<b>(444,915.15)</b>	<b>(459,438.95)</b>	<b>1.17</b>	<b>2.43</b>

**Corporate Note**

CHEVRON CORP CORPORATE NOTES DTD 05/11/2020 1.141% 05/11/2023	166764BV1	150,000.00	JPM_CHA		98.69	148,030.95	(1,969.05)	(1,969.05)	1.02	2.44
PACCAR FINANCIAL CORP CORPORATE NOTES DTD 06/08/2020 0.800% 06/08/2023	69371RO82	175,000.00	TD		98.13	171,724.88	(3,031.87)	(3,185.60)	1.10	2.53

**Managed Account Fair Market Value & Analytics**

For the Month Ending **April 30, 2022**

**CITY OF HAYWARD - 35310000**

<b>Security Type/Description</b>	<b>Dated Date/Coupon/Maturity</b>	<b>CUSIP</b>	<b>Par</b>	<b>Broker</b>	<b>Next Call Date</b>	<b>Market Price</b>	<b>Market Value</b>	<b>Unreal G/L On Cost</b>	<b>Unreal G/L Amort Cost</b>	<b>Effective Duration</b>	<b>YTM at Mkt</b>
<b>Corporate Note</b>											
CATERPILLAR FINL SERVICE CORPORATE NOTES	DTD 07/08/2020 0.650% 07/07/2023	14913R2D8	325,000.00	BARCLAY		97.62	317,251.03	(7,566.97)	(7,677.10)	1.18	2.71
TOYOTA MOTOR CREDIT CORP CORPORATE NOTES	DTD 08/14/2020 0.500% 08/14/2023	89236THF5	530,000.00	JPM_CHA		97.22	515,261.23	(14,330.67)	(14,563.60)	1.29	2.71
IBM CORP NOTES	DTD 02/12/2014 3.625% 02/12/2024	459200HU8	275,000.00	WELLS_F		100.80	277,209.35	(25,106.40)	(12,341.20)	1.73	3.16
GOLDMAN SACHS CORP NOTES	DTD 03/03/2014 4.000% 03/03/2024	38141GVM3	325,000.00	TD		100.86	327,791.10	(30,436.90)	(16,916.95)	1.79	3.51
CHARLES SCHWAB CORP NOTES (CALLABLE)	DTD 03/18/2021 0.750% 03/18/2024	808513BN4	405,000.00	CSFB	02/18/24	95.67	387,468.36	(17,329.14)	(17,404.71)	1.79	3.13
COMCAST CORP (CALLABLE) CORPORATE NOTES	DTD 10/05/2018 3.700% 04/15/2024	20030NCRO	150,000.00	CITIGRP	03/15/24	100.97	151,456.05	(12,882.45)	(5,529.37)	1.83	3.18
UNITEDHEALTH GROUP INC (CALLABLE) CORP N	DTD 05/19/2021 0.550% 05/15/2024	91324PEB4	435,000.00	CITIGRP	05/15/22	95.36	414,829.49	(19,718.11)	(19,861.87)	0.07	2.91
CATERPILLAR FINL SERVICE CORPORATE NOTES	DTD 05/17/2021 0.450% 05/17/2024	14913R2L0	325,000.00	JPM_CHA		94.91	308,472.45	(16,092.05)	(16,230.73)	2.04	3.03
ASTRAZENECA FINANCE LLC (CALLABLE) CORP	DTD 05/28/2021 0.700% 05/28/2024	04636NAC7	665,000.00	MORGAN_	05/28/22	95.21	633,176.43	(31,763.72)	(31,782.18)	0.10	3.10
JOHN DEERE CAPITAL CORP CORPORATE NOTES	DTD 06/10/2021 0.450% 06/07/2024	24422EVO9	170,000.00	LOOP		95.00	161,494.05	(8,293.45)	(8,356.64)	2.09	2.92
TARGET CORP CORPORATE NOTES	DTD 06/26/2014 3.500% 07/01/2024	87612EBD7	600,000.00	MORGAN_		101.15	606,909.60	(30,674.40)	(24,589.37)	2.09	2.95
BANK OF AMERICA CORP NOTES	DTD 07/23/2018 3.864% 07/23/2024	06051GHL6	150,000.00	MERRILL		100.21	150,311.10	(12,311.40)	(7,157.86)	2.14	3.76
BANK OF AMERICA CORP NOTES	DTD 07/23/2018 3.864% 07/23/2024	06051GHL6	300,000.00	SUSQ		100.21	300,622.20	(26,527.80)	(15,029.90)	2.14	3.76

**Managed Account Fair Market Value & Analytics**

For the Month Ending **April 30, 2022**

**CITY OF HAYWARD - 35310000**

<b>Security Type/Description</b>	<b>CUSIP</b>	<b>Par</b>	<b>Broker</b>	<b>Next Call Date</b>	<b>Market Price</b>	<b>Market Value</b>	<b>Unreal G/L On Cost</b>	<b>Unreal G/L Amort Cost</b>	<b>Effective Duration</b>	<b>YTM at Mkt</b>
<b>Corporate Note</b>										
BRISTOL MYERS SQUIBB CO CORP NOTES (CALL DTD 01/26/2020 2.900% 07/26/2024	110122CM8	144,000.00	HSBC	06/26/24	100.29	144,420.48	(11,486.88)	(6,480.18)	2.09	2.76
AMERICAN EXPRESS CO CORP NOTES (CALLABLE DTD 07/30/2019 2.500% 07/30/2024	025816CG2	400,000.00	CITIGRP	06/30/24	98.03	392,110.00	(22,210.00)	(19,813.28)	2.11	3.42
AMERICAN HONDA FINANCE CORPORATE NOTES DTD 09/09/2021 0.750% 08/09/2024	02665WDY4	200,000.00	BNP_PAR		94.58	189,163.20	(10,704.80)	(10,733.80)	2.26	3.24
UNILEVER CAPITAL CORP (CALLABLE) CORPORA DTD 08/12/2021 0.626% 08/12/2024	904764BN6	225,000.00	DEUTSCH	08/12/22	94.57	212,781.38	(12,218.62)	(12,218.62)	0.30	3.11
BMW US CAPITAL LLC CORPORATE NOTES DTD 08/12/2021 0.750% 08/12/2024	05565EBU8	265,000.00	GOLDMAN		94.86	251,386.69	(13,589.46)	(13,595.16)	2.27	3.10
NESTLE HOLDINGS INC CORP NOTES (CALLABLE DTD 09/14/2021 0.606% 09/14/2024	641062AU8	710,000.00	JPM_CHA	09/14/23	94.18	668,665.93	(41,334.07)	(41,334.07)	1.37	3.17
JPMORGAN CHASE & CO CORPORATE NOTES (CAL DTD 09/16/2020 0.653% 09/16/2024	46647PBS4	125,000.00	CSFB	09/16/23	96.65	120,808.00	(4,159.50)	(4,172.48)	1.38	2.11
JPMORGAN CHASE & CO CORPORATE NOTES (CAL DTD 09/16/2020 0.653% 09/16/2024	46647PBS4	485,000.00	JPM_CHA	09/16/23	96.65	468,735.04	(16,264.96)	(16,264.96)	1.38	2.11
GOLDMAN SACHS GROUP INC CORPORATE NOTES DTD 10/21/2021 0.925% 10/21/2024	38141GYL2	325,000.00	GOLDMAN		96.06	312,209.30	(12,790.70)	(12,790.70)	2.45	2.58
BANK OF AMERICA CORP (CALLABLE) CORPORAT DTD 10/21/2020 0.810% 10/24/2024	06051GJH3	625,000.00	MERRILL	10/24/23	95.84	599,018.13	(25,981.87)	(25,981.87)	1.48	2.55
COOPERATIEVE RABOBANK UA CORPORATE NOTES DTD 01/12/2022 1.375% 01/10/2025	21688AAS1	750,000.00	BMO		94.62	709,647.00	(34,480.50)	(35,006.96)	2.64	3.48

**Managed Account Fair Market Value & Analytics**

For the Month Ending **April 30, 2022**

**CITY OF HAYWARD - 35310000**

<b>Security Type/Description</b>	<b>CUSIP</b>	<b>Par</b>	<b>Broker</b>	<b>Next Call Date</b>	<b>Market Price</b>	<b>Market Value</b>	<b>Unreal G/L On Cost</b>	<b>Unreal G/L Amort Cost</b>	<b>Effective Duration</b>	<b>YTM at Mkt</b>
<b>Corporate Note</b>										
AMERICAN HONDA FINANCE CORPORATE NOTES DTD 01/13/2022 1.500% 01/13/2025	02665WEA5	750,000.00	MERRILL		95.20	714,028.50	(35,379.00)	(35,437.39)	2.65	3.37
NATIONAL RURAL UTIL COOP CORPORATE NOTES DTD 02/07/2022 1.875% 02/07/2025	63743HFC1	405,000.00	MIZUHO		95.51	386,832.51	(18,155.34)	(18,156.26)	2.70	3.59
MERCK & CO INC CORP NOTES DTD 02/10/2015 2.750% 02/10/2025	58933YAR6	295,000.00	MERRILL	11/10/24	98.71	291,197.75	(23,036.25)	(17,055.21)	2.45	3.24
TOYOTA MOTOR CREDIT CORP CORP NOTES DTD 02/13/2020 1.800% 02/13/2025	89236TGT6	450,000.00	TD		95.64	430,360.65	(32,108.85)	(29,927.95)	2.72	3.46
JPMORGAN CHASE & CO CORP NOTES (CALLABLE) DTD 02/16/2021 0.563% 02/16/2025	46647PBY1	265,000.00	JPM_CHA	02/16/24	94.69	250,916.05	(14,083.95)	(14,083.95)	1.79	2.55
EXXON MOBIL CORP CORPORATE NT (CALLABLE) DTD 03/06/2015 2.709% 03/06/2025	30231GAF9	300,000.00	MORGAN_	12/06/24	98.19	294,570.30	(24,005.70)	(18,530.81)	2.52	3.38
ROCHE HOLDINGS INC (CALLABLE) CORPORATE DTD 03/10/2022 2.132% 03/10/2025	771196BT8	2,390,000.00	DEUTSCH	02/10/25	96.76	2,312,499.47	(77,500.53)	(77,500.53)	2.70	3.33
BURLINGTN NORTH SANTA FE CORP NOTES (CAL DTD 03/09/2015 3.000% 04/01/2025	12189LAV3	150,000.00	MERRILL	01/01/25	99.21	148,810.80	(3,704.70)	(3,579.78)	2.58	3.29
BURLINGTN NORTH SANTA FE CORP NOTES (CAL DTD 03/09/2015 3.000% 04/01/2025	12189LAV3	300,000.00	BNP_PAR	01/01/25	99.21	297,621.60	(25,580.40)	(18,623.13)	2.58	3.29
BMW US CAPITAL LLC CORP NOTES (CALLABLE) DTD 04/01/2022 3.250% 04/01/2025	05565EBZ7	315,000.00	MORGAN_	03/09/25	99.14	312,288.48	(2,415.42)	(2,423.52)	2.75	3.56
PACCAR FINANCIAL CORP CORPORATE NOTES DTD 04/07/2022 2.850% 04/07/2025	69371RR73	925,000.00	MITSU		98.81	913,961.05	(10,798.45)	(10,803.72)	2.83	3.28

Managed Account Fair Market Value & Analytics

For the Month Ending April 30, 2022

CITY OF HAYWARD - 35310000

Security Type/Description Dated Date/Coupon/Maturity	CUSIP	Par	Broker	Next Call Date	Market Price	Market Value	Unreal G/L On Cost	Unreal G/L Amort Cost	Effective Duration	YTM at Mkt
<b>Corporate Note</b>										
HOME DEPOT INC (CALLABLE) CORPORATE NOTE DTD 03/28/2022 2.700% 04/15/2025	437076CM2	145,000.00	MORGAN_	03/15/25	98.98	143,527.38	(1,218.87)	(1,226.61)	2.86	3.06
BROWN-FORMAN CORP NOTES (CALLABLE) DTD 03/26/2018 3.500% 04/15/2025	115637AS9	425,000.00	JPM_CHA	02/15/25	100.78	428,309.48	(14,451.27)	(13,496.57)	2.68	3.22
BANK OF NY MELLON (CALLABLE) CORP NOTES DTD 04/24/2020 1.600% 04/24/2025	06406RAN7	325,000.00	BARCLAY	03/24/25	94.81	308,128.93	(26,188.82)	(23,545.53)	2.84	3.45
CITIGROUP INC CORPORATE NOTES DTD 05/04/2021 0.981% 05/01/2025	172967MX6	325,000.00	MERRILL		94.26	306,342.08	(19,509.42)	(19,298.01)	2.95	2.99
HERSHEY CO CORP NOTES (CALLABLE) DTD 06/01/2020 0.900% 06/01/2025	427866BF4	475,000.00	MERRILL	05/01/25	93.06	442,054.00	(16,544.25)	(17,294.20)	2.96	3.28
JPMORGAN CHASE & CO CORPORATE NOTES DTD 06/01/2021 0.824% 06/01/2025	46647PCH7	615,000.00	JPM_CHA		94.07	578,549.57	(36,450.43)	(36,450.43)	3.04	2.84
TRUIST FINANCIAL CORP NOTES (CALLABLE) DTD 06/05/2018 3.700% 06/05/2025	05531FBE2	650,000.00	CSFB	05/05/25	100.04	650,284.70	(33,196.80)	(30,900.44)	2.84	3.68
BRISTOL-MYERS SQUIBB CO CORPORATE NOTES DTD 11/13/2020 0.750% 11/13/2025	110122DN5	500,000.00	MERRILL	10/13/25	91.15	455,771.00	(17,989.00)	(19,264.29)	3.40	3.43
CITIGROUP INC CORP NOTES (CALLABLE) DTD 01/25/2022 2.014% 01/25/2026	17327CAN3	455,000.00	CITIGRP		94.39	429,487.24	(25,512.76)	(25,512.76)	3.60	3.63
STATE STREET CORP (CALLABLE) CORPORATE N DTD 02/07/2022 1.746% 02/06/2026	857477BR3	415,000.00	GOLDMAN	02/26/25	95.30	395,488.78	(19,511.22)	(19,511.22)	3.18	3.08
GOLDMAN SACHS GROUP INC CORPORATE NOTES DTD 02/12/2021 0.855% 02/12/2026	38141GXS8	450,000.00	DEUTSCH		91.45	411,521.85	(29,131.65)	(30,051.68)	3.72	3.28
MORGAN STANLEY CORP NOTES (CALLABLE) DTD 02/18/2022 2.630% 02/18/2026	61747YEM3	1,090,000.00	MORGAN_	02/18/25	96.23	1,048,897.19	(41,102.81)	(41,102.81)	2.70	3.70
STATE STREET CORP NOTES (CALLABLE) DTD 10/29/2020 2.901% 03/30/2026	857477BM4	275,000.00	JPM_CHA	03/30/25	97.76	268,851.83	(14,829.92)	(14,180.68)	2.81	3.52



Managed Account Fair Market Value & Analytics

For the Month Ending April 30, 2022

CITY OF HAYWARD - 35310000

Security Type/Description Dated Date/Coupon/Maturity	CUSIP	Par	Broker	Next Call Date	Market Price	Market Value	Unreal G/L On Cost	Unreal G/L Amort Cost	Effective Duration	YTM at Mkt
<b>Corporate Note</b>										
STATE STREET CORP NOTES (CALLABLE) DTD 10/29/2020 2.901% 03/30/2026	857477BM4	275,000.00	CSFB	03/30/25	97.76	268,851.82	(11,683.93)	(11,351.39)	2.81	3.52
UNITEDHEALTH GROUP INC (CALLABLE) CORPOR DTD 05/19/2021 1.150% 05/15/2026	91324PEC2	475,000.00	MERRILL	04/15/26	91.14	432,929.73	(20,172.77)	(21,110.63)	3.86	3.52
ASTRAZENECA FINANCE LLC (CALLABLE) CORP DTD 05/28/2021 1.200% 05/28/2026	04636NAA1	450,000.00	MKTX	04/28/26	90.83	408,719.25	(34,818.75)	(35,414.09)	3.89	3.64
BANK OF AMERICA CORP NOTES (CALLABLE) DTD 06/16/2020 1.319% 06/19/2026	06051GJD2	450,000.00	MERRILL	06/19/25	91.53	411,864.75	(33,972.75)	(34,351.16)	3.07	3.54
MORGAN STANLEY CORP NOTES DTD 07/25/2016 3.125% 07/27/2026	61761J3R8	400,000.00	MKTX		95.85	383,384.40	(40,047.60)	(37,965.06)	3.97	4.20
UNILEVER CAPITAL CORP CORPORATE NOTES DTD 07/28/2016 2.000% 07/28/2026	904764AU1	475,000.00	JSEB		93.97	446,349.90	(22,365.85)	(22,618.93)	4.07	3.54
BMW US CAPITAL LLC (CALLABLE) CORPORATE DTD 08/12/2021 1.250% 08/12/2026	05565EBW4	475,000.00	MIZUHO	07/12/26	90.48	429,779.53	(23,265.97)	(24,154.93)	4.09	3.67
AMERICAN HONDA FINANCE CORPORATE NOTES DTD 09/09/2021 1.300% 09/09/2026	02665WDZ1	450,000.00	MKTX		90.71	408,177.45	(35,090.55)	(35,673.76)	4.24	3.62
JOHN DEERE CAPITAL CORP CORPORATE NOTES DTD 10/13/2021 1.300% 10/13/2026	24422EVW6	450,000.00	MORGAN_		91.40	411,300.45	(33,902.55)	(34,310.17)	4.33	3.40
BANK OF NY MELLON CORP CORPORATE NOTES DTD 07/27/2021 1.050% 10/15/2026	06406RAV9	450,000.00	JSEB		90.11	405,514.35	(34,315.65)	(35,178.87)	4.36	3.46
CITIGROUP INC (CALLABLE) CORP NOTES DTD 10/21/2016 3.200% 10/21/2026	172967KY6	400,000.00	MERRILL	07/21/26	96.55	386,202.40	(37,553.60)	(35,434.78)	3.98	4.05
AMERICAN EXPRESS CO (CALLABLE) CORPORATE DTD 11/04/2021 1.650% 11/04/2026	025816CM9	450,000.00	DEUTSCH	10/04/26	91.28	410,781.15	(38,345.85)	(38,422.67)	4.25	3.77

Managed Account Fair Market Value & Analytics

For the Month Ending April 30, 2022

CITY OF HAYWARD - 35310000

Security Type/Description Dated Date/Coupon/Maturity	CUSIP	Par	Broker	Next Call Date	Market Price	Market Value	Unreal G/L On Cost	Unreal G/L Amort Cost	Effective Duration	YTM at Mkt
<b>Corporate Note</b>										
ABBOTT LABORATORIES CORP NOTES (CALLABLE DTD 11/22/2016 3.750% 11/30/2026	002824BF6	600,000.00	MERRILL	08/30/26	100.94	605,652.60	(25,637.40)	(24,715.98)	3.98	3.53
TOYOTA MOTOR CREDIT CORP CORPORATE NOTES DTD 01/13/2022 1.900% 01/13/2027	89236TJV8	500,000.00	CREDAG		92.72	463,617.50	(36,737.50)	(36,717.42)	4.49	3.60
TARGET CORP CORPORATE NOTES DTD 01/24/2022 1.950% 01/15/2027	87612EBM7	180,000.00	CITIGRP		93.66	168,589.80	(11,104.20)	(11,120.54)	4.49	3.42
TARGET CORP CORPORATE NOTES DTD 01/24/2022 1.950% 01/15/2027	87612EBM7	275,000.00	MORGAN_		93.66	257,567.75	(18,430.50)	(18,378.25)	4.49	3.42
BANK OF NY MELLON CORP (CALLABLE) CORPOR	06406RBA4	475,000.00	KEYBANC	12/26/26	93.27	443,049.13	(18,940.62)	(19,277.41)	4.43	3.61
DTD 01/26/2022 2.050% 01/26/2027 PROCTER & GAMBLE CO/THE CORPORATE NOTES	742718FV6	650,000.00	RBC		94.20	612,313.65	(37,900.85)	(37,890.62)	4.54	3.23
DTD 02/01/2022 1.900% 02/01/2027 JPMORGAN CHASE & CO CORP NOTES (CALLABLE	46647PBW5	500,000.00	WELLS_F	02/04/26	88.88	444,387.50	(16,387.50)	(17,419.16)	3.69	3.60
DTD 02/04/2021 1.040% 02/04/2027 IBM CORP CORPORATE NOTES	459200KM2	475,000.00	JSEB		93.78	445,462.13	(24,702.37)	(24,878.59)	4.53	3.63
DTD 02/09/2022 2.200% 02/09/2027 TRUIST FINANCIAL CORP NOTES (CALLABLE)	89788MAD4	475,000.00	CSFB	03/02/26	90.65	430,568.50	(14,340.25)	(15,120.33)	3.75	3.38
DTD 03/02/2021 1.267% 03/02/2027 JOHNSON & JOHNSON CORP NOTES (CALLABLE)	478160CE2	450,000.00	GOLDMAN	12/03/26	98.17	441,783.90	(19,529.10)	(19,214.30)	4.31	3.36
DTD 03/03/2017 2.950% 03/03/2027 CHARLES SCHWAB CORP NOTES (CALLABLE)	808513BY0	475,000.00	MITSU	02/03/27	94.12	447,080.45	(26,238.05)	(26,288.81)	4.50	3.79
DTD 03/03/2022 2.450% 03/03/2027 AMERICAN EXPRESS CO CORP NOTES (CALLABLE	025816CS6	450,000.00	MITSU	02/01/27	94.05	423,221.40	(26,360.10)	(26,372.50)	4.48	3.91
DTD 03/04/2022 2.550% 03/04/2027										

Managed Account Fair Market Value & Analytics

For the Month Ending April 30, 2022

CITY OF HAYWARD - 35310000

Security Type/Description Dated Date/Coupon/Maturity	CUSIP	Par	Broker	Next Call Date	Market Price	Market Value	Unreal G/L On Cost	Unreal G/L Amort Cost	Effective Duration	YTM at Mkt
<b>Corporate Note</b>										
JOHN DEERE CAPITAL CORP CORPORATE NOTES DTD 03/07/2022 2.350% 03/08/2027	24422EWD7	450,000.00	WELLS_F		94.47	425,132.10	(22,703.40)	(22,763.95)	4.60	3.60
ROCHE HOLDINGS INC CORPORATE NOTES DTD 03/10/2022 2.314% 03/10/2027	771196BV3	475,000.00	JPM_CHA		94.48	448,798.53	(20,035.97)	(20,198.40)	4.60	3.56
BANK OF AMERICA CORP CORPORATE NOTES DTD 03/11/2021 1.658% 03/11/2027	06051GJO3	475,000.00	MORGAN_		90.35	429,170.58	(17,172.67)	(17,927.21)	4.67	3.85
BERKSHIRE HATHAWAY CORP NOTES (CALLABLE) DTD 03/15/2022 2.300% 03/15/2027	084664CZ2	475,000.00	CSFB	02/15/27	95.45	453,390.83	(12,916.67)	(13,131.12)	4.55	3.32
BMW US CAPITAL LLC CORPORATE NOTES DTD 04/01/2022 3.450% 04/01/2027	05565ECA1	350,000.00	RBC		98.65	345,261.00	(5,638.50)	(5,625.66)	4.55	3.75
AMAZON.COM INC CORP NOTE (CALLABLE) DTD 04/13/2022 3.300% 04/13/2027	023135CF1	425,000.00	DEUTSCH	03/13/27	99.26	421,873.70	(4,758.30)	(4,747.35)	4.53	3.46
HOME DEPOT INC (CALLABLE) CORPORATE NOTE DTD 03/28/2022 2.875% 04/15/2027	437076CN0	450,000.00	MORGAN_	03/15/27	96.73	435,293.10	(5,198.40)	(5,255.84)	4.64	3.60
<b>Security Type Sub-Total</b>		<b>35,729,000.00</b>				<b>34,107,323.94</b>	<b>(1,755,929.72)</b>	<b>(1,671,975.57)</b>	<b>3.03</b>	<b>3.35</b>
<b>Certificate of Deposit</b>										
DNB BANK ASA/NY LT CD DTD 12/06/2019 2.040% 12/02/2022	23341VZT1	625,000.00	GOLDMAN		100.00	625,026.88	26.88	26.88	0.59	2.01
CREDIT SUISSE NEW YORK CERT DEPOS DTD 03/23/2021 0.590% 03/17/2023	22552G3C2	975,000.00	CSFB		98.35	958,868.63	(16,131.37)	(16,131.37)	0.90	2.48
<b>Security Type Sub-Total</b>		<b>1,600,000.00</b>				<b>1,583,895.51</b>	<b>(16,104.49)</b>	<b>(16,104.49)</b>	<b>0.78</b>	<b>2.29</b>
<b>Bank Note</b>										
PNC BANK NA CORP NOTES DTD 06/08/2018 3.500% 06/08/2023	69353RFL7	300,000.00	TD		100.62	301,846.50	(19,393.50)	1,846.50	1.08	2.93
<b>Security Type Sub-Total</b>		<b>300,000.00</b>				<b>301,846.50</b>	<b>(19,393.50)</b>	<b>1,846.50</b>	<b>1.08</b>	<b>2.93</b>

**Managed Account Fair Market Value & Analytics**

For the Month Ending **April 30, 2022**

**CITY OF HAYWARD - 35310000**

<b>Security Type/Description</b>	<b>CUSIP</b>	<b>Par</b>	<b>Broker</b>	<b>Next Call Date</b>	<b>Market Price</b>	<b>Market Value</b>	<b>Unreal G/L On Cost</b>	<b>Unreal G/L Amort Cost</b>	<b>Effective Duration</b>	<b>YTM at Mkt</b>
<b>Asset-Backed Security</b>										
HAROT 2019-1 A3 DTD 02/27/2019 2.830% 03/20/2023	43814WAC9	11,770.18	MERRILL		100.08	11,779.44	9.57	9.33	0.09	2.74
NAROT 2018-C A3 DTD 12/12/2018 3.220% 06/15/2023	65478NAD7	7,025.31	MIZUHO		100.05	7,029.14	5.17	4.16	0.05	3.17
HYUNDAI AUTO RECEIVABLES TRUST DTD 04/10/2019 2.660% 06/15/2023	44932NAD2	11,979.50	SOCGEN		100.02	11,981.91	3.99	2.83	0.06	2.64
GMALT 2020-3 A3 DTD 09/29/2020 0.450% 08/21/2023	362569AC9	221,747.20	WELLS_F		99.65	220,961.88	(764.08)	(775.73)	0.29	0.72
CARMAX AUTO OWNER TRUST DTD 10/24/2018 3.360% 09/15/2023	14315EAC4	17,359.33	MERRILL		100.08	17,373.52	14.34	14.23	0.09	3.30
COPAR 2019-1 A3 DTD 05/30/2019 2.510% 11/15/2023	14042WAC4	27,216.55	JPM_CHAS		100.12	27,248.97	37.93	34.32	0.17	2.43
MBALT 2020-B A3 DTD 09/23/2020 0.400% 11/15/2023	58769EAC2	159,842.77	MIZUHO		99.42	158,923.58	(911.09)	(915.22)	0.43	0.78
FIFTH THIRD AUTO TRUST DTD 05/08/2019 2.640% 12/15/2023	31680YAD9	25,287.92	CSFB		100.07	25,305.19	22.83	19.23	0.13	2.60
BMWLT 2021-1 A3 DTD 03/10/2021 0.290% 01/25/2024	05591RAC8	235,000.00	MIZUHO		98.98	232,614.14	(2,378.41)	(2,381.37)	0.58	0.88
HDMOT 2019-A A3 DTD 06/26/2019 2.340% 02/15/2024	41284WAC4	26,250.22	BARCLAYS		100.01	26,254.05	5.86	4.61	0.10	2.33
GMCAR 2019-2 A3 DTD 04/17/2019 2.650% 02/16/2024	36257FAD2	41,563.91	BARCLAYS		100.13	41,617.57	57.04	54.92	0.16	2.58
TLOT 2021-A A3 DTD 04/21/2021 0.390% 04/22/2024	89238EAC0	340,000.00	JPM_CHA		97.90	332,845.62	(7,114.70)	(7,128.26)	0.88	1.47
GMALT 2021-2 A3 DTD 05/26/2021 0.340% 05/20/2024	380144AC9	485,000.00	SOCGEN		98.24	476,474.67	(8,449.19)	(8,472.94)	0.88	1.21
VZOT 2020-A A1A DTD 01/29/2020 1.850% 07/22/2024	92348TAA2	104,685.60	MERRILL		99.90	104,580.88	(92.47)	(98.63)	0.44	1.90
HDMOT 2020-A A3 DTD 01/29/2020 1.870% 10/15/2024	41284UAD6	54,785.40	CITIGRP		99.99	54,782.29	8.84	3.13	0.38	1.87
CARMX 2020-1 A3 DTD 01/22/2020 1.890% 12/16/2024	14315XAC2	237,155.03	MERRILL		99.66	236,348.47	(760.03)	(781.61)	0.57	2.02
VZOT 2020-B A DTD 08/12/2020 0.470% 02/20/2025	92290BAA9	675,000.00	RBC		98.45	664,558.43	(10,299.82)	(10,353.59)	0.78	1.03

Managed Account Fair Market Value & Analytics

For the Month Ending April 30, 2022

CITY OF HAYWARD - 35310000

Security Type/Description Dated Date/Coupon/Maturity	CUSIP	Par	Broker	Next Call Date	Market Price	Market Value	Unreal G/L On Cost	Unreal G/L Amort Cost	Effective Duration	YTM at Mkt
<b>Asset-Backed Security</b>										
GMCAR 2020-3 A3 DTD 08/19/2020 0.450% 04/16/2025	362590AC5	376,738.49	CITIGRP		98.65	371,668.72	(4,983.57)	(5,014.99)	0.67	0.91
KCOT 2021-1A A3 DTD 04/14/2021 0.620% 08/15/2025	50117TAC5	290,000.00	JPM_CHA		95.48	276,898.18	(13,042.49)	(13,056.80)	1.65	2.04
HART 2021-A A3 DTD 04/28/2021 0.380% 09/15/2025	44933LAC7	135,000.00	BARCLAY		97.19	131,208.62	(3,777.18)	(3,780.44)	1.19	1.23
KCOT 2021-2A A3 DTD 07/28/2021 0.560% 11/17/2025	50117XAE2	480,000.00	MITSU		94.51	453,624.54	(26,357.36)	(26,360.55)	1.93	2.17
CARMX 2021-2 A3 DTD 04/21/2021 0.520% 02/17/2026	14314OAC8	310,000.00	MERRILL		96.01	297,629.61	(12,303.59)	(12,317.80)	1.02	1.60
CARMX 2021-3 A3 DTD 07/28/2021 0.550% 06/15/2026	14317DAC4	595,000.00	RBC		96.58	574,625.18	(20,276.94)	(20,292.15)	1.34	1.40
COPAR 2021-1 A3 DTD 10/27/2021 0.770% 09/15/2026	14044CAC6	370,000.00	JPM_CHA		95.76	354,299.42	(15,693.59)	(15,694.32)	1.52	1.78
COMET 2021-A3 A3 DTD 11/30/2021 1.040% 11/16/2026	14041NFY2	715,000.00	BARCLAY		94.60	676,381.78	(38,519.69)	(38,527.96)	2.47	2.29
<b>Security Type Sub-Total</b>		<b>5,953,407.41</b>				<b>5,787,015.80</b>	<b>(165,558.63)</b>	<b>(165,805.60)</b>	<b>1.16</b>	<b>1.55</b>
<b>Managed Account Sub-Total</b>		<b>188,250,075.23</b>				<b>178,666,537.71</b>	<b>(8,602,307.28)</b>	<b>(8,527,791.52)</b>	<b>2.49</b>	<b>2.83</b>
<b>Securities Sub-Total</b>		<b>\$188,250,075.23</b>				<b>\$178,666,537.71</b>	<b>(\$8,602,307.28)</b>	<b>(\$8,527,791.52)</b>	<b>2.49</b>	<b>2.83%</b>
<b>Accrued Interest</b>						<b>\$354,706.91</b>				
<b>Total Investments</b>						<b>\$179,021,244.62</b>				

**Managed Account Security Transactions & Interest**

For the Month Ending **April 30, 2022**

**CITY OF HAYWARD - 35310000**

Transaction Type		Security Description	CUSIP	Par	Principal Proceeds	Accrued Interest	Total	Realized G/L Cost	Realized G/L Amort Cost	Sale Method
Trade	Settle									
<b>BUY</b>										
03/28/22	04/01/22	BMW US CAPITAL LLC CORP NOTES (CALLABLE) DTD 04/01/2022 3.250% 04/01/2025	05565EBZ7	315,000.00	(314,703.90)	0.00	(314,703.90)			
03/31/22	04/07/22	PACCAR FINANCIAL CORP CORPORATE NOTES DTD 04/07/2022 2.850% 04/07/2025	69371RR73	925,000.00	(924,759.50)	0.00	(924,759.50)			
04/01/22	04/05/22	BMW US CAPITAL LLC CORPORATE NOTES DTD 04/01/2022 3.450% 04/01/2027	05565ECA1	350,000.00	(350,899.50)	(134.17)	(351,033.67)			
04/14/22	04/19/22	AMAZON.COM INC CORP NOTE (CALLABLE) DTD 04/13/2022 3.300% 04/13/2027	023135CF1	425,000.00	(426,632.00)	(233.75)	(426,865.75)			
04/18/22	04/20/22	HOME DEPOT INC (CALLABLE) CORPORATE NOTE DTD 03/28/2022 2.875% 04/15/2027	437076CN0	450,000.00	(440,491.50)	(790.63)	(441,282.13)			

**Transaction Type Sub-Total** **2,465,000.00** **(2,457,486.40)** **(1,158.55)** **(2,458,644.95)**

<b>INTEREST</b>										
03/01/22	04/14/22	FHLMC MULTIFAMILY STRUCTURED P DTD 05/01/2013 2.510% 11/01/2022	3137B1BS0	1,565,000.00	0.00	3,273.46	3,273.46			
04/01/22	04/01/22	BURLINGTN NORTH SANTA FE CORP NOTES (CAL DTD 03/09/2015 3.000% 04/01/2025	12189LAV3	450,000.00	0.00	6,750.00	6,750.00			
04/01/22	04/25/22	FHMS KJ30 A1 DTD 07/01/2020 0.526% 01/01/2025	3137FUZN7	280,025.60	0.00	122.74	122.74			
04/01/22	04/25/22	FHLMC MULTIFAMILY STRUCTURED P DTD 12/01/2012 2.307% 08/01/2022	3137AWOH1	1,250,000.00	0.00	2,403.13	2,403.13			
04/01/22	04/25/22	FNA 2013-M7 A2 DTD 05/01/2013 2.280% 12/01/2022	3136AEGQ4	406,222.81	0.00	827.62	827.62			
04/01/22	04/25/22	FHMS KP05 A DTD 12/01/2018 3.203% 07/01/2023	3137FKK39	16,746.51	0.00	44.70	44.70			
04/01/22	04/25/22	FANNIEMAE-ACES DTD 02/01/2013 2.509% 11/01/2022	3136ACGJ4	593,704.52	0.00	1,254.36	1,254.36			

**Managed Account Security Transactions & Interest**

For the Month Ending **April 30, 2022**

**CITY OF HAYWARD - 35310000**

Transaction Type		Security Description	CUSIP	Par	Principal Proceeds	Accrued Interest	Total	Realized G/L Cost	Realized G/L Amort Cost	Sale Method
Trade	Settle									
<b>INTEREST</b>										
04/01/22	04/25/22	FHLMC MULTIFAMILY STRUCTURED P DTD 11/01/2015 2.716% 06/01/2022	3137BLUR7	259,068.06	0.00	582.98	582.98			
04/01/22	04/25/22	FHLMC MULTIFAMILY STRUCTURED P DTD 05/01/2013 2.510% 11/01/2022	3137B1BS0	1,563,148.03	0.00	3,269.58	3,269.58			
04/01/22	04/25/22	FHLMC MULTIFAMILY STRUCTURED P DTD 12/01/2012 2.355% 07/01/2022	3137AVXN2	1,494,932.05	0.00	2,933.80	2,933.80			
04/01/22	04/25/22	FHMS KJ27 A1 DTD 11/01/2019 2.092% 07/01/2024	3137FQ3V3	118,241.01	0.00	206.13	206.13			
04/13/22	04/13/22	JOHN DEERE CAPITAL CORP CORPORATE NOTES DTD 10/13/2021 1.300% 10/13/2026	24422EVW6	450,000.00	0.00	2,925.00	2,925.00			
04/15/22	04/15/22	CARMX 2021-2 A3 DTD 04/21/2021 0.520% 02/17/2026	14314QAC8	310,000.00	0.00	134.33	134.33			
04/15/22	04/15/22	COPAR 2021-1 A3 DTD 10/27/2021 0.770% 09/15/2026	14044CAC6	370,000.00	0.00	237.42	237.42			
04/15/22	04/15/22	CARMX 2021-3 A3 DTD 07/28/2021 0.550% 06/15/2026	14317DAC4	595,000.00	0.00	272.71	272.71			
04/15/22	04/15/22	BROWN-FORMAN CORP NOTES (CALLABLE) DTD 03/26/2018 3.500% 04/15/2025	115637AS9	425,000.00	0.00	7,437.50	7,437.50			
04/15/22	04/15/22	KCOT 2021-1A A3 DTD 04/14/2021 0.620% 08/15/2025	50117TAC5	290,000.00	0.00	149.83	149.83			
04/15/22	04/15/22	CARMX 2020-1 A3 DTD 01/22/2020 1.890% 12/16/2024	14315XAC2	257,986.49	0.00	406.33	406.33			
04/15/22	04/15/22	BANK OF NY MELLON CORP CORPORATE NOTES DTD 07/27/2021 1.050% 10/15/2026	06406RAV9	450,000.00	0.00	2,362.50	2,362.50			
04/15/22	04/15/22	FIFTH THIRD AUTO TRUST DTD 05/08/2019 2.640% 12/15/2023	31680YAD9	34,759.61	0.00	76.47	76.47			
04/15/22	04/15/22	COPAR 2019-1 A3 DTD 05/30/2019 2.510% 11/15/2023	14042WAC4	34,826.33	0.00	72.85	72.85			
04/15/22	04/15/22	COMET 2021-A3 A3 DTD 11/30/2021 1.040% 11/16/2026	14041NFY2	715,000.00	0.00	619.67	619.67			

**Managed Account Security Transactions & Interest**

For the Month Ending **April 30, 2022**

**CITY OF HAYWARD - 35310000**

Transaction Type		Security Description	CUSIP	Par	Principal Proceeds	Accrued Interest	Total	Realized G/L Cost	Realized G/L Amort Cost	Sale Method
Trade	Settle									
<b>INTEREST</b>										
04/15/22	04/15/22	HDMOT 2019-A A3 DTD 06/26/2019 2.340% 02/15/2024	41284WAC4	39,905.06	0.00	77.81	77.81			
04/15/22	04/15/22	HDMOT 2020-A A3 DTD 01/29/2020 1.870% 10/15/2024	41284UAD6	62,600.58	0.00	97.55	97.55			
04/15/22	04/15/22	COMCAST CORP (CALLABLE) CORPORATE NOTES DTD 10/05/2018 3.700% 04/15/2024	20030NCR0	150,000.00	0.00	2,775.00	2,775.00			
04/15/22	04/15/22	HART 2021-A A3 DTD 04/28/2021 0.380% 09/15/2025	44933LAC7	135,000.00	0.00	42.75	42.75			
04/15/22	04/15/22	MBALT 2020-B A3 DTD 09/23/2020 0.400% 11/15/2023	58769EAC2	170,000.00	0.00	56.67	56.67			
04/15/22	04/15/22	HYUNDAI AUTO RECEIVABLES TRUST DTD 04/10/2019 2.660% 06/15/2023	44932NAD2	22,879.45	0.00	50.72	50.72			
04/15/22	04/15/22	CARMAX AUTO OWNER TRUST DTD 10/24/2018 3.360% 09/15/2023	14315EAC4	26,870.93	0.00	75.24	75.24			
04/15/22	04/15/22	KCOT 2021-2A A3 DTD 07/28/2021 0.560% 11/17/2025	50117XAE2	480,000.00	0.00	224.00	224.00			
04/15/22	04/15/22	NAROT 2018-C A3 DTD 12/12/2018 3.220% 06/15/2023	65478NAD7	15,002.28	0.00	40.26	40.26			
04/16/22	04/16/22	GMCAR 2019-2 A3 DTD 04/17/2019 2.650% 02/16/2024	36257FAD2	54,701.39	0.00	120.80	120.80			
04/16/22	04/16/22	GMCAR 2020-3 A3 DTD 08/19/2020 0.450% 04/16/2025	362590AC5	405,218.21	0.00	151.96	151.96			
04/18/22	04/18/22	HAROT 2019-1 A3 DTD 02/27/2019 2.830% 03/20/2023	43814WAC9	18,527.97	0.00	43.70	43.70			
04/20/22	04/20/22	TLOT 2021-A A3 DTD 04/21/2021 0.390% 04/22/2024	89238EAC0	340,000.00	0.00	110.50	110.50			
04/20/22	04/20/22	VZOT 2020-B A DTD 08/12/2020 0.470% 02/20/2025	92290BAA9	675,000.00	0.00	264.38	264.38			
04/20/22	04/20/22	VZOT 2020-A A1A DTD 01/29/2020 1.850% 07/22/2024	92348TAA2	120,232.28	0.00	185.36	185.36			
04/20/22	04/20/22	GMALT 2021-2 A3 DTD 05/26/2021 0.340% 05/20/2024	380144AC9	485,000.00	0.00	137.42	137.42			



**Managed Account Security Transactions & Interest**

For the Month Ending **April 30, 2022**

**CITY OF HAYWARD - 35310000**

Transaction Type	Trade	Settle	Security Description	CUSIP	Par	Principal Proceeds	Accrued Interest	Total	Realized G/L Cost	Realized G/L Amort Cost	Sale Method
<b>INTEREST</b>											
	04/20/22	04/20/22	GMALT 2020-3 A3 DTD 09/29/2020 0.450% 08/21/2023	362569AC9	265,169.54	0.00	99.44	99.44			
	04/21/22	04/21/22	CITIGROUP INC (CALLABLE) CORP NOTES DTD 10/21/2016 3.200% 10/21/2026	172967KY6	400,000.00	0.00	6,400.00	6,400.00			
	04/21/22	04/21/22	GOLDMAN SACHS GROUP INC CORPORATE NOTES DTD 10/21/2021 0.925% 10/21/2024	38141GYL2	325,000.00	0.00	1,503.13	1,503.13			
	04/24/22	04/24/22	BANK OF AMERICA CORP (CALLABLE) CORPORAT DTD 10/21/2020 0.810% 10/24/2024	06051GJH3	625,000.00	0.00	2,531.25	2,531.25			
	04/24/22	04/24/22	BANK OF NY MELLON (CALLABLE) CORP NOTES DTD 04/24/2020 1.600% 04/24/2025	06406RAN7	325,000.00	0.00	2,600.00	2,600.00			
	04/25/22	04/25/22	BMWLT 2021-1 A3 DTD 03/10/2021 0.290% 01/25/2024	05591RAC8	235,000.00	0.00	56.79	56.79			
	04/30/22	04/30/22	US TREASURY NOTES DTD 05/01/2017 2.000% 04/30/2024	912828X70	2,700,000.00	0.00	27,000.00	27,000.00			
	04/30/22	04/30/22	US TREASURY N/B NOTES DTD 10/31/2021 0.375% 10/31/2023	91282CDD0	3,000,000.00	0.00	5,625.00	5,625.00			
	04/30/22	04/30/22	US TREASURY NOTES DTD 10/31/2019 1.500% 10/31/2024	912828YM6	2,000,000.00	0.00	15,000.00	15,000.00			
	04/30/22	04/30/22	US TREASURY NOTES DTD 10/31/2020 0.250% 10/31/2025	91282CAT8	10,000,000.00	0.00	12,500.00	12,500.00			
	04/30/22	04/30/22	US TREASURY N/B NOTES DTD 10/31/2021 1.125% 10/31/2026	91282CDG3	5,000,000.00	0.00	28,125.00	28,125.00			
<b>Transaction Type Sub-Total</b>					<b>40,005,768.71</b>	<b>0.00</b>	<b>142,257.84</b>	<b>142,257.84</b>			

<b>MATURITY</b>											
	04/01/22	04/01/22	FHMS K023 A1 DTD 12/01/2012 1.583% 04/01/2022	3137AWOG3	11,468.84	11,468.83	15.13	11,483.96	289.86	0.00	
	04/01/22	04/01/22	FHMS K023 A1 DTD 12/01/2012 1.583% 04/01/2022	3137AWOG3	23,574.83	23,574.83	31.10	23,605.93	515.70	0.00	

**Managed Account Security Transactions & Interest**

For the Month Ending **April 30, 2022**

**CITY OF HAYWARD - 35310000**

Transaction Type		Security Description	CUSIP	Par	Principal Proceeds	Accrued Interest	Total	Realized G/L Cost	Realized G/L Amort Cost	Sale Method
Trade	Settle									
<b>MATURITY</b>										
04/01/22	04/01/22	FHMS K023 A1 DTD 12/01/2012 1.583% 04/01/2022	3137AWQG3	2,612.35	2,612.35	3.45	2,615.80	56.75	0.00	
<b>Transaction Type Sub-Total</b>				<b>37,656.02</b>	<b>37,656.01</b>	<b>49.68</b>	<b>37,705.69</b>	<b>862.31</b>	<b>0.00</b>	
<b>PAYDOWNS</b>										
04/01/22	04/25/22	FHLMC MULTIFAMILY STRUCTURED P DTD 05/01/2013 2.510% 11/01/2022	3137B1BS0	11,599.96	11,599.96	0.00	11,599.96	(223.85)	0.00	
04/01/22	04/25/22	FANNIEMAE-ACES DTD 02/01/2013 2.509% 11/01/2022	3136ACGJ4	116,437.36	116,437.36	0.00	116,437.36	(1,437.28)	0.00	
04/01/22	04/25/22	FHLMC MULTIFAMILY STRUCTURED P DTD 12/01/2012 2.307% 08/01/2022	3137AWOH1	95,839.11	95,839.11	0.00	95,839.11	(1,415.12)	0.00	
04/01/22	04/25/22	FHLMC MULTIFAMILY STRUCTURED P DTD 12/01/2012 2.355% 07/01/2022	3137AVXN2	196,818.16	196,818.16	0.00	196,818.16	768.82	0.00	
04/01/22	04/25/22	FHMS KJ27 A1 DTD 11/01/2019 2.092% 07/01/2024	3137FO3V3	464.40	464.40	0.00	464.40	0.01	0.00	
04/01/22	04/25/22	FHLMC MULTIFAMILY STRUCTURED P DTD 11/01/2015 2.716% 06/01/2022	3137BLUR7	1,486.55	1,486.55	0.00	1,486.55	1.85	0.00	
04/01/22	04/25/22	FHMS KP05 A DTD 12/01/2018 3.203% 07/01/2023	3137FKK39	43.60	43.60	0.00	43.60	0.00	0.00	
04/01/22	04/25/22	FNA 2013-M7 A2 DTD 05/01/2013 2.280% 12/01/2022	3136AEGO4	24,756.79	24,756.79	0.00	24,756.79	(324.34)	0.00	
04/01/22	04/25/22	FHLMC MULTIFAMILY STRUCTURED P DTD 12/01/2012 2.355% 07/01/2022	3137AVXN2	91,402.67	91,402.67	0.00	91,402.67	(335.62)	0.00	
04/01/22	04/25/22	FHLMC MULTIFAMILY STRUCTURED P DTD 05/01/2013 2.510% 11/01/2022	3137B1BS0	24,707.93	24,707.93	0.00	24,707.93	(216.19)	0.00	
04/01/22	04/25/22	FNA 2013-M7 A2 DTD 05/01/2013 2.280% 12/01/2022	3136AEGO4	18,687.39	18,687.39	0.00	18,687.39	(116.44)	0.00	
04/01/22	04/25/22	FHLMC MULTIFAMILY STRUCTURED P DTD 11/01/2015 2.716% 06/01/2022	3137BLUR7	209,496.36	209,496.36	0.00	209,496.36	260.65	0.00	
04/01/22	04/25/22	FHMS KJ30 A1 DTD 07/01/2020 0.526% 01/01/2025	3137FUZN7	22,680.49	22,680.49	0.00	22,680.49	0.43	0.00	
04/15/22	04/15/22	NAROT 2018-C A3 DTD 12/12/2018 3.220% 06/15/2023	65478NAD7	7,976.97	7,976.97	0.00	7,976.97	1.53	0.00	

**Managed Account Security Transactions & Interest**

For the Month Ending **April 30, 2022**

**CITY OF HAYWARD - 35310000**

Transaction Type		Security Description	CUSIP	Par	Principal Proceeds	Accrued Interest	Total	Realized G/L Cost	Realized G/L Amort Cost	Sale Method
Trade	Settle									
<b>PAYDOWNS</b>										
04/15/22	04/15/22	CARMX 2020-1 A3 DTD 01/22/2020 1.890% 12/16/2024	14315XAC2	20,831.46	20,831.46	0.00	20,831.46	4.09	0.00	
04/15/22	04/15/22	HYUNDAI AUTO RECEIVABLES TRUST DTD 04/10/2019 2.660% 06/15/2023	44932NAD2	10,899.95	10,899.95	0.00	10,899.95	1.43	0.00	
04/15/22	04/15/22	CARMAX AUTO OWNER TRUST DTD 10/24/2018 3.360% 09/15/2023	14315EAC4	9,511.60	9,511.60	0.00	9,511.60	0.08	0.00	
04/15/22	04/15/22	COPAR 2019-1 A3 DTD 05/30/2019 2.510% 11/15/2023	14042WAC4	7,609.78	7,609.78	0.00	7,609.78	1.54	0.00	
04/15/22	04/15/22	HDMOT 2019-A A3 DTD 06/26/2019 2.340% 02/15/2024	41284WAC4	13,654.84	13,654.84	0.00	13,654.84	1.05	0.00	
04/15/22	04/15/22	MBALT 2020-B A3 DTD 09/23/2020 0.400% 11/15/2023	58769EAC2	10,157.23	10,157.23	0.00	10,157.23	0.52	0.00	
04/15/22	04/15/22	FIFTH THIRD AUTO TRUST DTD 05/08/2019 2.640% 12/15/2023	31680YAD9	9,471.69	9,471.69	0.00	9,471.69	2.08	0.00	
04/15/22	04/15/22	HDMOT 2020-A A3 DTD 01/29/2020 1.870% 10/15/2024	41284UAD6	7,815.18	7,815.18	0.00	7,815.18	1.70	0.00	
04/16/22	04/16/22	GMCAR 2020-3 A3 DTD 08/19/2020 0.450% 04/16/2025	362590AC5	28,479.72	28,479.72	0.00	28,479.72	6.52	0.00	
04/16/22	04/16/22	GMCAR 2019-2 A3 DTD 04/17/2019 2.650% 02/16/2024	36257FAD2	13,137.48	13,137.48	0.00	13,137.48	1.07	0.00	
04/18/22	04/18/22	HAROT 2019-1 A3 DTD 02/27/2019 2.830% 03/20/2023	43814WAC9	6,757.79	6,757.79	0.00	6,757.79	0.18	0.00	
04/20/22	04/20/22	VZOT 2020-A A1A DTD 01/29/2020 1.850% 07/22/2024	92348TAA2	15,546.68	15,546.68	0.00	15,546.68	1.82	0.00	
04/20/22	04/20/22	GMALT 2020-3 A3 DTD 09/29/2020 0.450% 08/21/2023	362569AC9	43,422.34	43,422.34	0.00	43,422.34	4.16	0.00	
<b>Transaction Type Sub-Total</b>				<b>1,019,693.48</b>	<b>1,019,693.48</b>	<b>0.00</b>	<b>1,019,693.48</b>	<b>(3,009.31)</b>	<b>0.00</b>	
<b>SELL</b>										
04/01/22	04/05/22	FANNIE MAE NOTES DTD 05/22/2020 0.250% 05/22/2023	3135G04Q3	350,000.00	343,223.30	323.26	343,546.56	(5,723.20)	(6,380.31)	FIFO
04/05/22	04/07/22	PACCAR FINANCIAL CORP CORPORATE NOTES DTD 08/11/2020 0.350% 08/11/2023	69371RO90	325,000.00	315,503.50	176.94	315,680.44	(9,070.75)	(9,305.59)	FIFO

**Managed Account Security Transactions & Interest**

For the Month Ending **April 30, 2022**

CITY OF HAYWARD - 35310000

Transaction Type		Security Description	CUSIP	Par	Principal Proceeds	Accrued Interest	Total	Realized G/L Cost	Realized G/L Amort Cost	Sale Method
Trade	Settle									
<b>SELL</b>										
04/14/22	04/19/22	AMAZON.COM INC CORPORATE NOTES DTD 05/12/2021 0.450% 05/12/2024	023135BW5	355,000.00	340,434.35	696.69	341,131.04	(14,047.35)	(14,209.08)	FIFO
04/18/22	04/20/22	FANNIE MAE NOTES DTD 05/22/2020 0.250% 05/22/2023	3135G0403	375,000.00	367,773.75	385.42	368,159.17	(6,097.50)	(6,817.01)	FIFO
<b>Transaction Type Sub-Total</b>				<b>1,405,000.00</b>	<b>1,366,934.90</b>	<b>1,582.31</b>	<b>1,368,517.21</b>	<b>(34,938.80)</b>	<b>(36,711.99)</b>	
<b>Managed Account Sub-Total</b>					<b>(33,202.01)</b>	<b>142,731.28</b>	<b>109,529.27</b>	<b>(37,085.80)</b>	<b>(36,711.99)</b>	
<b>Total Security Transactions</b>					<b>(\$33,202.01)</b>	<b>\$142,731.28</b>	<b>\$109,529.27</b>	<b>(\$37,085.80)</b>	<b>(\$36,711.99)</b>	