



Customer Service  
PO Box 11813  
Harrisburg, PA 17108-1813

**ACCOUNT STATEMENT**

For the Month Ending  
**November 30, 2022**

**CITY OF HAYWARD**

**Client Management Team**

**Monique Spyke**

Managing Director  
1 California Street Ste. 1000  
San Francisco, CA 94111-5411  
415-393-7270  
spykem@pfmam.com

**Robert Cheddar, CFA**

Managing Director  
213 Market Street  
Harrisburg, PA 17101-2141  
717-231-6202  
cheddarr@pfmam.com

**Contents**

- Cover/Disclosures
- Summary Statement
- Individual Accounts

**Accounts included in Statement**

35310000	CITY OF HAYWARD
35310001	CITY OF HAYWARD - SHORT TERM

CITY OF HAYWARD  
DIRECTOR OF FINANCE  
777 B ST.  
HAYWARD, CA 94541

**Online Access** <https://www.pfmam.com>      **Customer Service** 1-717-232-2723

**Important Disclosures**

**Important Disclosures**

This statement is for general information purposes only and is not intended to provide specific advice or recommendations. PFM Asset Management LLC ("PFMAM") is an investment adviser registered with the U.S. Securities and Exchange Commission and a subsidiary of U.S. Bancorp Asset Management, Inc. ("USBAM"). USBAM is a subsidiary of U.S. Bank National Association ("U.S. Bank"). U.S. Bank is a separate entity and subsidiary of U.S. Bancorp. U.S. Bank is not responsible for and does not guarantee the products, services or performance of PFMAM. PFMAM maintains a written disclosure statement of our background and business experience. If you would like to receive a copy of our current disclosure statement, please contact Service Operations at the address below.

**Proxy Voting** PFMAM does not normally receive proxies to vote on behalf of its clients. However, it does on occasion receive consent requests. In the event a consent request is received the portfolio manager contacts the client and then proceeds according to their instructions. PFMAM's Proxy Voting Policy is available upon request by contacting Service Operations at the address below.

**Questions About an Account** PFMAM's monthly statement is intended to detail our investment advisory activity as well as the activity of any accounts held by clients in pools that are managed by PFMAM. The custodian bank maintains the control of assets and executes (i.e., settles) all investment transactions. The custodian statement is the official record of security and cash holdings and transactions. PFMAM recognizes that clients may use these reports to facilitate record keeping and that the custodian bank statement and the PFMAM statement should be reconciled and differences resolved. Many custodians use a settlement date basis which may result in the need to reconcile due to a timing difference.

**Account Control** PFMAM does not have the authority to withdraw funds from or deposit funds to the custodian outside the scope of services provided by PFMAM. Our clients retain responsibility for their internal accounting policies; implementing and enforcing internal controls and generating ledger entries or otherwise recording transactions.

**Market Value** Generally, PFMAM's market prices are derived from closing bid prices as of the last business day of the month as supplied by Refinitiv or Bloomberg. For certain short-term investments or where prices are not available from generally recognized sources the securities are priced using a yield-based matrix system to arrive at an estimated market value. Prices that fall between data points are interpolated. Non-negotiable FDIC-insured bank certificates of deposit are priced at par. Although PFMAM believes the prices to be reliable, the values of the securities may not represent the prices at which the securities could have been bought or sold. Explanation of the valuation methods for a registered investment company or local government investment program is contained in the appropriate fund offering documentation or information statement.

**Amortized Cost** The original cost of the principal of the security is adjusted for the amount of the periodic reduction of any discount or premium from the purchase date until the date of the report. Discount or premium with respect to short term securities (those with less than one year to maturity at time of issuance) is amortized on a straightline basis. Such discount or premium with respect to longer term securities is amortized using the constant yield basis.

**Tax Reporting** Cost data and realized gains / losses are provided for informational purposes only. Please review for accuracy and consult your tax advisor to determine the tax consequences of your security transactions. PFMAM does not report such information to the IRS or other taxing authorities and is not responsible for the accuracy of such information that may be required to be reported to federal, state or other taxing authorities.

**Financial Situation** In order to better serve you, PFMAM should be promptly notified of any material change in your investment objective or financial situation.

**Callable Securities** Securities subject to redemption prior to maturity may be redeemed in whole or in part before maturity, which could affect the yield represented.

**Portfolio** The securities in this portfolio, including shares of mutual funds, are not guaranteed or otherwise protected by PFMAM, the FDIC (except for certain non-negotiable certificates of deposit) or any government agency. Investment in securities involves risks, including the possible loss of the amount invested. Actual settlement values, accrued interest, and amortized cost amounts may vary for securities subject to an adjustable interest rate or subject to principal paydowns. Any changes to the values shown may be reflected within the next monthly statement's beginning values.

**Rating** Information provided for ratings is based upon a good faith inquiry of selected sources, but its accuracy and completeness cannot be guaranteed.

Shares of some local government investment programs and TERM funds are marketed through representatives of PFMAM's affiliate, PFM Fund Distributors, Inc. which is registered with the SEC as a broker/dealer and is a member of the Financial Industry Regulatory Authority ("FINRA") and the Municipal Securities Rulemaking Board ("MSRB"). You may reach the FINRA by calling the FINRA Hotline at 1-800-289-9999 or at the FINRA website address

<https://www.finra.org/investors/investor-contacts>. A brochure describing the FINRA Regulation Public Disclosure Program is also available from FINRA upon request.

**Key Terms and Definitions**

**Dividends** on local government investment program funds consist of interest earned, plus any discount ratably amortized to the date of maturity, plus all realized gains and losses on the sale of securities prior to maturity, less ratably amortization of any premium and all accrued expenses to the fund. Dividends are accrued daily and may be paid either monthly or quarterly. The monthly earnings on this statement represent the estimated dividend accrued for the month for any program that distributes earnings on a quarterly basis. There is no guarantee that the estimated amount will be paid on the actual distribution date.

**Current Yield** is the net change, exclusive of capital changes and income other than investment income, in the value of a hypothetical fund account with a balance of one share over the seven-day base period including the statement date, expressed as a percentage of the value of one share (normally \$1.00 per share) at the beginning of the seven-day period. This resulting net change in account value is then annualized by multiplying it by

365 and dividing the result by 7. The yields quoted should not be considered a representation of the yield of the fund in the future, since the yield is not fixed. **Average maturity** represents the average maturity of all securities and investments of a portfolio, determined by multiplying the par or principal value of each security or investment by its maturity (days or years), summing the products, and dividing the sum by the total principal value of the portfolio. The stated maturity date of mortgage backed or callable securities are used in this statement. However the actual maturity of these securities could vary depending on the level or prepayments on the underlying mortgages or whether a callable security has or is still able to be called.

**Monthly distribution yield** represents the net change in the value of one share (normally \$1.00 per share) resulting from all dividends declared during the month by a fund expressed as a percentage of the value of one share at the beginning of the month. This resulting net change is then annualized by multiplying it by 365 and dividing it by the number of calendar days in the month.

**YTM at Cost** The yield to maturity at cost is the expected rate of return, based on the original cost, the annual interest receipts, maturity value and the time period from purchase date to maturity, stated as a percentage, on an annualized basis.

**YTM at Market** The yield to maturity at market is the rate of return, based on the current market value, the annual interest receipts, maturity value and the time period remaining until maturity, stated as a percentage, on an annualized basis.

**Managed Account** A portfolio of investments managed discretely by PFMAM according to the client's specific investment policy and requirements. The investments are directly owned by the client and held by the client's custodian.

**Unsettled Trade** A trade which has been executed however the final consummation of the security transaction and payment has not yet taken place.

Please review the detail pages of this statement carefully. If you think your statement is wrong, missing account information, or if you need more information about a transaction, please contact PFMAM within 60 days of receipt. If you have other concerns or questions regarding your account, or to request an updated copy of PFMAM's current disclosure statement, please contact a member of your client management team at PFMAM Service Operations at the address below.

PFM Asset Management LLC  
Attn: Service Operations  
213 Market Street  
Harrisburg, PA 17101

**NOT FDIC INSURED**

**NO BANK GUARANTEE**

**MAY LOSE VALUE**

**PFM Fund Distributors, Inc. (PFMFD), an affiliate of PFM Asset Management LLC, is registered with the U.S. Securities and Exchange Commission (SEC) and is subject to the rules of the Municipal Securities Rulemaking Board (MSRB) as it relates to the distribution of shares of local government investment pools. PFMFD is required to inform you of the availability of the MSRB Investor Brochure which describes the protections that may be provided by the MSRB rules and how to file a complaint with an appropriate regulatory authority. The MSRB Investor Brochure can be found on the MSRB's website at [www.msrb.org](http://www.msrb.org)**

**Consolidated Summary Statement**

For the Month Ending **November 30, 2022**

**CITY OF HAYWARD**

<b>Portfolio Summary</b>		
<b>Portfolio Holdings</b>	<b>Cash Dividends and Income</b>	<b>Closing Market Value</b>
PFMAM Managed Account	147,108.22	251,319,986.85
<b>Total</b>	<b>\$147,108.22</b>	<b>\$251,319,986.85</b>

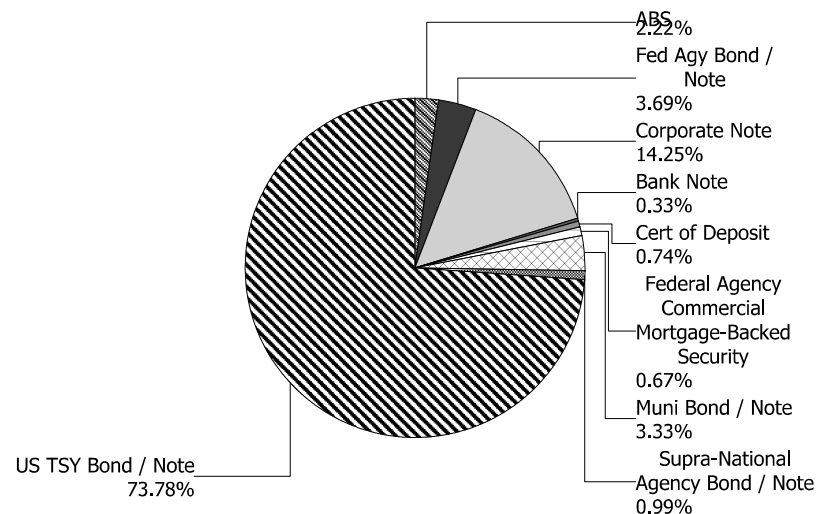
<b>Investment Allocation</b>		
<b>Investment Type</b>	<b>Closing Market Value</b>	<b>Percent</b>
Asset-Backed Security	5,572,910.70	2.22
Federal Agency Bond / Note	9,269,531.82	3.69
Corporate Note	35,807,998.66	14.25
Bank Note	838,504.80	0.33
Certificate of Deposit	1,869,563.70	0.74
Federal Agency Commercial Mortgage-Backed Ser	1,681,215.23	0.67
Municipal Bond / Note	8,361,468.35	3.33
Supra-National Agency Bond / Note	2,498,077.80	0.99
U.S. Treasury Bond / Note	185,420,715.79	73.78
<b>Total</b>	<b>\$251,319,986.85</b>	<b>100.00%</b>

**Maturity Distribution (Fixed Income Holdings)**

<b>Portfolio Holdings</b>	<b>Closing Market Value</b>	<b>Percent</b>
Under 30 days	55,649.91	0.02
31 to 60 days	4,534,359.38	1.80
61 to 90 days	9,160,132.81	3.64
91 to 180 days	10,569,451.69	4.21
181 days to 1 year	49,131,464.53	19.55
1 to 2 years	69,998,164.25	27.85
2 to 3 years	44,683,853.80	17.78
3 to 4 years	39,598,634.62	15.76
4 to 5 years	23,588,275.86	9.39
Over 5 years	0.00	0.00
<b>Total</b>	<b>\$251,319,986.85</b>	<b>100.00%</b>

**Weighted Average Days to Maturity 727**

**Sector Allocation**



**Consolidated Summary Statement**

For the Month Ending **November 30, 2022**

CITY OF HAYWARD

<b>Account Number</b>	<b>Account Name</b>	<b>Opening Market Value</b>	<b>Purchases / Deposits</b>	<b>Redemptions / Sales / Maturities</b>	<b>Unsettled Trades</b>	<b>Change in Value</b>	<b>Closing Market Value</b>	<b>Cash Dividends and Income</b>
35310000	CITY OF HAYWARD	173,829,165.53	3,647,757.47	(3,092,196.75)	0.00	1,867,529.50	176,252,255.75	81,761.39
35310001	CITY OF HAYWARD - SHORT TERM	70,536,181.62	8,989,988.09	(4,650,000.00)	0.00	191,561.39	75,067,731.10	65,346.83
<b>Total</b>		<b>\$244,365,347.15</b>	<b>\$12,637,745.56</b>	<b>(\$7,742,196.75)</b>	<b>\$0.00</b>	<b>\$2,059,090.89</b>	<b>\$251,319,986.85</b>	<b>\$147,108.22</b>

**Managed Account Summary Statement**

For the Month Ending **November 30, 2022**

CITY OF HAYWARD - 35310000

**Transaction Summary - Managed Account**

<b>Opening Market Value</b>	<b>\$173,829,165.53</b>
Maturities/Calls	(563,957.77)
Principal Dispositions	(2,528,238.98)
Principal Acquisitions	3,647,757.47
Unsettled Trades	0.00
Change in Current Value	1,867,529.50
<b>Closing Market Value</b>	<b>\$176,252,255.75</b>

**Cash Transactions Summary - Managed Account**

Maturities/Calls	206,324.60
Sale Proceeds	2,529,314.02
Coupon/Interest/Dividend Income	182,407.55
Principal Payments	358,063.70
Security Purchases	(3,825,127.19)
Net Cash Contribution	549,017.32
Reconciling Transactions	0.00

**Earnings Reconciliation (Cash Basis) - Managed Account**

Interest/Dividends/Coupons Received	183,913.12
Less Purchased Interest Related to Interest/Coupons	(7,415.62)
Plus Net Realized Gains/Losses	(94,736.11)
<b>Total Cash Basis Earnings</b>	<b>\$81,761.39</b>

**Cash Balance**

**Closing Cash Balance** **\$0.00**

**Earnings Reconciliation (Accrual Basis)**

	<b>Total</b>
Ending Amortized Value of Securities	187,430,624.61
Ending Accrued Interest	462,524.34
Plus Proceeds from Sales	2,529,314.02
Plus Proceeds of Maturities/Calls/Principal Payments	564,388.30
Plus Coupons/Dividends Received	182,407.55
Less Cost of New Purchases	(3,655,173.09)
Less Beginning Amortized Value of Securities	(186,930,763.14)
Less Beginning Accrued Interest	(464,493.61)
<b>Total Accrual Basis Earnings</b>	<b>\$118,828.98</b>

**Portfolio Summary and Statistics**

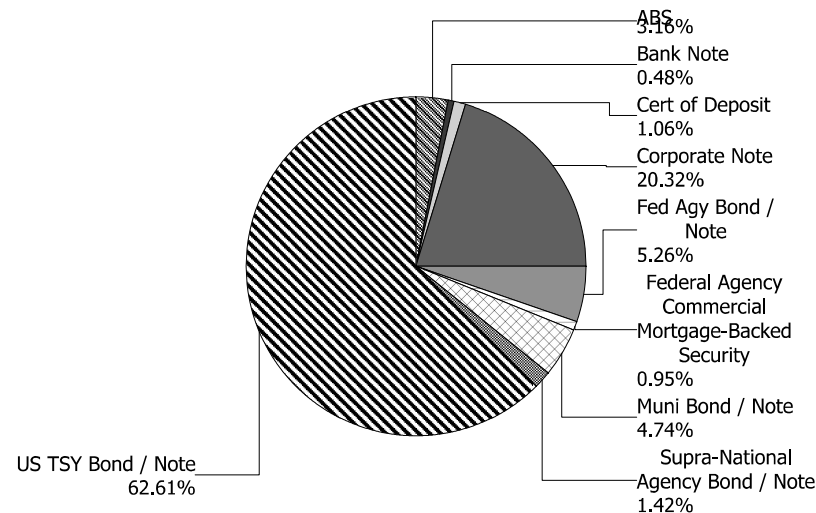
For the Month Ending **November 30, 2022**

CITY OF HAYWARD - 35310000

**Account Summary**

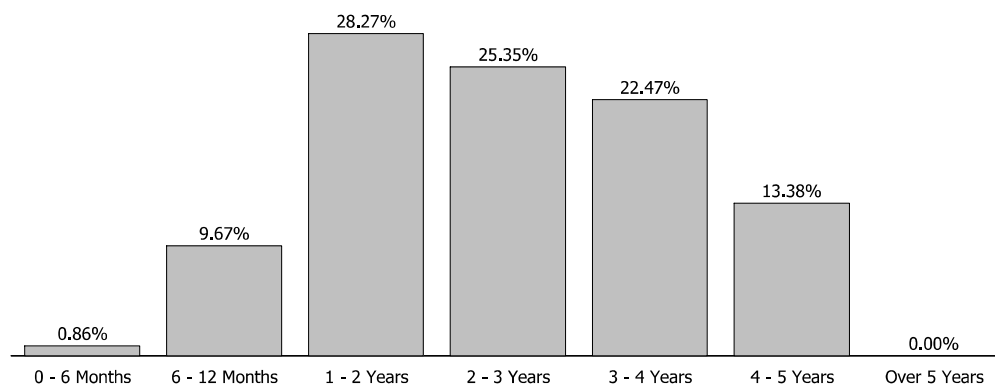
Description	Par Value	Market Value	Percent
U.S. Treasury Bond / Note	119,670,000.00	110,352,984.69	62.61
Supra-National Agency Bond / Note	2,645,000.00	2,498,077.80	1.42
Municipal Bond / Note	8,815,000.00	8,361,468.35	4.74
Federal Agency Commercial Mortgage-Backed Security	1,759,860.11	1,681,215.23	0.95
Federal Agency Bond / Note	9,605,000.00	9,269,531.82	5.26
Corporate Note	38,284,000.00	35,807,998.66	20.32
Certificate of Deposit	1,875,000.00	1,869,563.70	1.06
Bank Note	900,000.00	838,504.80	0.48
Asset-Backed Security	5,815,651.68	5,572,910.70	3.16
<b>Managed Account Sub-Total</b>	<b>189,369,511.79</b>	<b>176,252,255.75</b>	<b>100.00%</b>
Accrued Interest		462,524.34	
<b>Total Portfolio</b>	<b>189,369,511.79</b>	<b>176,714,780.09</b>	

**Sector Allocation**



**Unsettled Trades** 0.00 0.00

**Maturity Distribution**



**Characteristics**

Yield to Maturity at Cost	1.40%
Yield to Maturity at Market	4.35%
Weighted Average Days to Maturity	926

**Managed Account Issuer Summary**

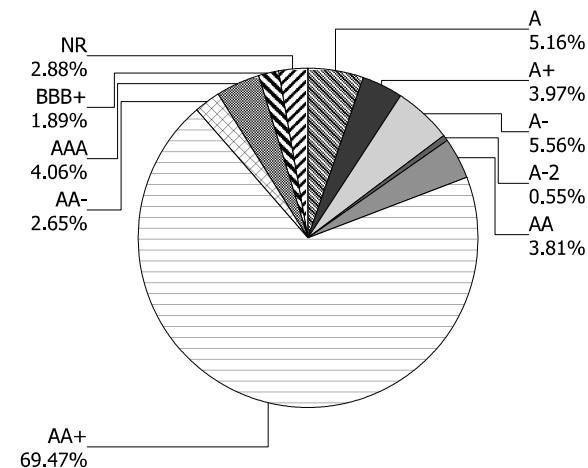
For the Month Ending **November 30, 2022**

CITY OF HAYWARD - 35310000

**Issuer Summary**

<b>Issuer</b>	<b>Market Value of Holdings</b>	<b>Percent</b>
ABBOTT LABORATORIES	591,238.80	0.34
AMAZON.COM INC	407,746.28	0.23
AMERICAN EXPRESS CO	1,190,630.90	0.68
AMERICAN HONDA FINANCE	1,287,448.95	0.73
ASTRAZENECA PLC	1,027,517.59	0.58
BANK OF AMERICA CO	1,870,082.28	1.06
BERKSHIRE HATHAWAY INC	441,614.63	0.25
BMW FINANCIAL SERVICES NA LLC	1,412,849.88	0.80
BRISTOL-MYERS SQUIBB CO	590,222.37	0.33
BROWN-FORMAN CORP	415,375.88	0.24
CALIFORNIA EARTHQUAKE AUTHORITY	292,665.00	0.17
CALIFORNIA STATE UNIVERSITY	311,509.25	0.18
CAPITAL ONE FINANCIAL CORP	1,619,927.17	0.92
CARMAX AUTO OWNER TRUST	982,761.80	0.56
CATERPILLAR INC	680,337.70	0.39
CHAFFEY COMMUNITY COLLEGE DISTRICT	756,309.40	0.43
CHARLES SCHWAB	820,888.40	0.47
CHEVRON CORPORATION	453,517.58	0.26
CITIGROUP INC	1,098,605.00	0.62
COMCAST CORP	778,962.97	0.44
Commonwealth of Massachusetts	1,781,218.25	1.01
CREDIT SUISSE GROUP RK	962,102.70	0.55
DEERE & COMPANY	970,676.92	0.55
EXXON MOBIL CORP	288,382.80	0.16
FANNIE MAE	2,683,531.81	1.52
FLORIDA STATE BOARD OF ADMIN FIN CORP	1,127,494.15	0.64
FREDDIE MAC	8,267,215.24	4.68
GM FINANCIAL CONSUMER AUTOMOBILE TRUST	219,155.55	0.12
GM FINANCIAL LEASINGTRUST	385,477.91	0.22
GOLDMAN SACHS GROUP INC	1,036,149.28	0.59
HARLEY-DAVIDSON MOTORCYCLE TRUST	14,120.29	0.01
HERSHEY COMPANY	433,535.35	0.25

**Credit Quality (S&P Ratings)**



**Managed Account Issuer Summary**

For the Month Ending **November 30, 2022**

CITY OF HAYWARD - 35310000

<b>Issuer</b>	<b>Market Value of Holdings</b>	<b>Percent</b>
HOME DEPOT INC	561,832.00	0.32
HYUNDAI AUTO RECEIVABLES	129,225.89	0.07
IBM CORP	771,801.40	0.44
ILLINOIS TOOL WORKS INC	446,202.18	0.25
INTEL CORPORATION	530,725.25	0.30
INTER-AMERICAN DEVELOPMENT BANK	1,181,182.55	0.67
INTL BANK OF RECONSTRUCTION AND DEV	1,316,895.25	0.75
JOHNSON & JOHNSON	429,713.10	0.24
JP MORGAN CHASE & CO	1,842,171.99	1.05
KUBOTA CREDIT OWNER TRUST	1,296,084.83	0.74
LOS ANGELES COMMUNITY COLLEGE DISTRICT	299,869.20	0.17
LOS ANGELES UNIFIED SCHOOL DISTRICT	1,064,184.00	0.60
MERCEDES-BENZ AUTO LEASE TRUST	50,132.03	0.03
MERCK & CO INC	284,167.60	0.16
MORGAN STANLEY	1,400,003.84	0.79
NATIONAL AUSTRALIA BANK LTD	869,318.10	0.49
NATIONAL RURAL UTILITIES CO FINANCE CORP	380,054.84	0.22
NESTLE SA	659,271.21	0.37
NEW YORK ST URBAN DEVELOPMENT CORP	834,565.60	0.47
NORDEA BANK ABP	907,461.00	0.51
NORTHERN TRUST	883,329.30	0.50
PACCAR FINANCIAL CORP	888,491.18	0.50
PALOMAR COMMUNITY COLLEGE DISTRICT	339,717.00	0.19
PNC FINANCIAL SERVICES GROUP	838,504.80	0.48
PROCTER & GAMBLE CO	594,012.90	0.34
RABOBANK NEDERLAND	697,827.00	0.40
Roche Holding AG	2,700,432.55	1.53
STATE OF MISSISSIPPI	455,449.00	0.26
STATE OF WISCONSIN	608,462.50	0.35
STATE STREET CORPORATION	917,262.64	0.52
TARGET CORP	416,519.29	0.24
THE BANK OF NEW YORK MELLON CORPORATION	1,119,766.46	0.64
Toyota Lease Owner Trust	301,103.68	0.17



**Managed Account Issuer Summary**

For the Month Ending **November 30, 2022**

CITY OF HAYWARD - 35310000

<b>Issuer</b>	<b>Market Value of Holdings</b>	<b>Percent</b>
TOYOTA MOTOR CORP	1,338,671.60	0.76
TRUIST FIN CORP	1,052,454.55	0.60
UNILEVER PLC	645,599.26	0.37
UNITED STATES TREASURY	110,352,984.69	62.60
UNITEDHEALTH GROUP INC	694,721.75	0.39
UNIVERSITY OF CALIFORNIA	490,025.00	0.28
VERIZON OWNER TRUST	462,786.66	0.26
<b>Total</b>	<b>\$176,252,255.75</b>	<b>100.00%</b>

**Managed Account Detail of Securities Held**

For the Month Ending **November 30, 2022**

**CITY OF HAYWARD - 35310000**

<b>Security Type/Description</b>	<b>CUSIP</b>	<b>Par</b>	<b>S&amp;P Rating</b>	<b>Moody's Rating</b>	<b>Trade Date</b>	<b>Settle Date</b>	<b>Original Cost</b>	<b>YTM at Cost</b>	<b>Accrued Interest</b>	<b>Amortized Cost</b>	<b>Market Value</b>
<b>U.S. Treasury Bond / Note</b>											
US TREASURY N/B NOTES DTD 10/31/2021 0.375% 10/31/2023	91282CDD0	2,150,000.00	AA+	Aaa	11/01/21	11/03/21	2,143,785.16	0.52	690.44	2,147,144.76	2,065,679.58
US TREASURY NOTES DTD 11/15/2020 0.250% 11/15/2023	91282CAW1	3,450,000.00	AA+	Aaa	12/01/20	12/03/20	3,453,234.38	0.22	381.22	3,451,048.10	3,305,531.25
US TREASURY NOTES DTD 12/15/2020 0.125% 12/15/2023	91282CBA8	2,260,000.00	AA+	Aaa	04/29/21	04/30/21	2,251,171.88	0.27	1,304.44	2,256,511.10	2,154,768.75
US TREASURY NOTES DTD 12/15/2020 0.125% 12/15/2023	91282CBA8	3,250,000.00	AA+	Aaa	01/06/21	01/07/21	3,242,255.86	0.21	1,875.85	3,247,262.10	3,098,671.88
US TREASURY NOTES DTD 01/15/2021 0.125% 01/15/2024	91282CBE0	2,450,000.00	AA+	Aaa	02/02/21	02/03/21	2,446,076.17	0.18	1,156.76	2,448,504.86	2,328,648.56
US TREASURY NOTES DTD 02/15/2021 0.125% 02/15/2024	91282CBM2	4,500,000.00	AA+	Aaa	03/01/21	03/03/21	4,480,488.28	0.27	1,650.82	4,492,025.33	4,260,234.60
US TREASURY NOTES DTD 05/01/2017 2.000% 04/30/2024	912828X70	400,000.00	AA+	Aaa	05/21/21	05/25/21	419,656.25	0.31	685.08	409,470.24	385,562.48
US TREASURY NOTES DTD 05/01/2017 2.000% 04/30/2024	912828X70	2,300,000.00	AA+	Aaa	04/01/21	04/05/21	2,414,191.41	0.37	3,939.23	2,352,562.68	2,216,984.26
US TREASURY N/B NOTES DTD 06/15/2021 0.250% 06/15/2024	91282CCG4	3,400,000.00	AA+	Aaa	07/01/21	07/07/21	3,377,953.13	0.47	3,924.86	3,388,463.37	3,182,187.50
US TREASURY N/B NOTES DTD 06/30/2022 3.000% 06/30/2024	91282CEX5	1,250,000.00	AA+	Aaa	08/04/22	08/08/22	1,248,095.70	3.08	15,692.93	1,248,412.17	1,220,312.50
US TREASURY N/B NOTES DTD 07/15/2021 0.375% 07/15/2024	91282CCL3	750,000.00	AA+	Aaa	08/04/21	08/06/21	750,878.91	0.33	1,062.33	750,484.46	701,718.75
US TREASURY N/B NOTES DTD 07/15/2021 0.375% 07/15/2024	91282CCL3	760,000.00	AA+	Aaa	08/05/21	08/09/21	759,910.94	0.38	1,076.49	759,950.77	711,075.00
US TREASURY N/B NOTES DTD 07/15/2021 0.375% 07/15/2024	91282CCL3	1,700,000.00	AA+	Aaa	08/09/21	08/10/21	1,698,207.03	0.41	2,407.95	1,699,008.00	1,590,562.50
US TREASURY N/B NOTES DTD 07/31/2022 3.000% 07/31/2024	91282CFA4	1,050,000.00	AA+	Aaa	08/18/22	08/22/22	1,045,406.25	3.23	10,528.53	1,046,060.65	1,025,062.50

**Managed Account Detail of Securities Held**

For the Month Ending **November 30, 2022**

**CITY OF HAYWARD - 35310000**

<b>Security Type/Description</b> <b>Dated Date/Coupon/Maturity</b>	<b>CUSIP</b>	<b>Par</b>	<b>S&amp;P Rating</b>	<b>Moody's Rating</b>	<b>Trade Date</b>	<b>Settle Date</b>	<b>Original Cost</b>	<b>YTM at Cost</b>	<b>Accrued Interest</b>	<b>Amortized Cost</b>	<b>Market Value</b>
<b>U.S. Treasury Bond / Note</b>											
US TREASURY N/B NOTES DTD 08/15/2021 0.375% 08/15/2024	91282CCT6	3,275,000.00	AA+	Aaa	09/01/21	09/03/21	3,271,417.97	0.41	3,604.28	3,272,927.94	3,054,960.94
US TREASURY N/B NOTES DTD 09/15/2021 0.375% 09/15/2024	91282CCX7	3,000,000.00	AA+	Aaa	10/01/21	10/06/21	2,987,812.50	0.51	2,392.96	2,992,585.47	2,791,406.40
US TREASURY NOTES DTD 10/31/2019 1.500% 10/31/2024	912828YM6	2,000,000.00	AA+	Aaa	05/04/21	05/06/21	2,073,046.88	0.44	2,569.06	2,040,135.65	1,895,000.00
US TREASURY N/B NOTES DTD 11/15/2021 0.750% 11/15/2024	91282CDH1	9,550,000.00	AA+	Aaa	11/12/21	11/15/21	9,524,632.81	0.84	3,165.75	9,533,451.15	8,902,390.63
US TREASURY NOTES DTD 11/30/2019 1.500% 11/30/2024	912828YV6	425,000.00	AA+	Aaa	06/15/21	06/17/21	440,456.05	0.44	17.51	433,940.50	401,757.81
US TREASURY NOTES DTD 11/30/2019 1.500% 11/30/2024	912828YV6	4,000,000.00	AA+	Aaa	06/02/21	06/07/21	4,148,437.50	0.42	164.84	4,085,188.19	3,781,250.00
US TREASURY NOTES DTD 05/31/2020 0.250% 05/31/2025	912828ZT0	10,000,000.00	AA+	Aaa	11/12/21	11/15/21	9,744,140.63	0.99	68.68	9,819,533.07	9,070,312.00
US TREASURY N/B NOTES DTD 07/15/2022 3.000% 07/15/2025	91282CEY3	450,000.00	AA+	Aaa	08/18/22	08/22/22	446,800.78	3.26	5,099.18	447,106.19	436,992.21
US TREASURY NOTES DTD 07/31/2020 0.250% 07/31/2025	91282CAB7	5,850,000.00	AA+	Aaa	01/03/22	01/05/22	5,661,246.09	1.18	4,888.25	5,709,050.23	5,281,453.13
US TREASURY NOTES DTD 10/31/2020 0.250% 10/31/2025	91282CAT8	10,000,000.00	AA+	Aaa	11/12/21	11/15/21	9,680,468.75	1.08	2,140.88	9,764,660.59	8,960,938.00
US TREASURY NOTES DTD 01/31/2021 0.375% 01/31/2026	91282CBH3	600,000.00	AA+	Aaa	12/27/21	12/27/21	580,453.13	1.19	752.04	584,882.53	534,937.50
US TREASURY NOTES DTD 01/31/2021 0.375% 01/31/2026	91282CBH3	10,000,000.00	AA+	Aaa	11/12/21	11/15/21	9,690,234.38	1.13	12,533.97	9,766,970.86	8,915,625.00
US TREASURY N/B NOTES DTD 06/30/2021 0.875% 06/30/2026	91282CCJ8	10,000,000.00	AA+	Aaa	11/24/21	11/29/21	9,799,609.38	1.33	36,616.85	9,843,542.09	8,962,500.00
US TREASURY N/B NOTES DTD 07/31/2021 0.625% 07/31/2026	91282CCP4	2,450,000.00	AA+	Aaa	01/13/22	01/18/22	2,358,316.41	1.48	5,118.04	2,375,877.56	2,170,546.88

**Managed Account Detail of Securities Held**

For the Month Ending **November 30, 2022**

**CITY OF HAYWARD - 35310000**

<b>Security Type/Description</b> <b>Dated Date/Coupon/Maturity</b>	<b>CUSIP</b>	<b>Par</b>	<b>S&amp;P Rating</b>	<b>Moody's Rating</b>	<b>Trade Date</b>	<b>Settle Date</b>	<b>Original Cost</b>	<b>YTM at Cost</b>	<b>Accrued Interest</b>	<b>Amortized Cost</b>	<b>Market Value</b>
<b>U.S. Treasury Bond / Note</b>											
US TREASURY N/B NOTES DTD 07/31/2021 0.625% 07/31/2026	91282CCP4	2,500,000.00	AA+	Aaa	06/09/22	06/15/22	2,262,988.28	3.09	5,222.48	2,289,567.56	2,214,843.75
US TREASURY N/B NOTES DTD 10/31/2021 1.125% 10/31/2026	91282CDG3	5,000,000.00	AA+	Aaa	11/12/21	11/15/21	4,977,929.69	1.22	4,816.99	4,982,572.86	4,489,062.50
US TREASURY NOTES DTD 11/15/2016 2.000% 11/15/2026	912828U24	1,350,000.00	AA+	Aaa	10/06/22	10/11/22	1,241,103.52	4.16	1,193.37	1,244,815.90	1,253,601.63
US TREASURY N/B NOTES DTD 12/31/2021 1.250% 12/31/2026	91282CDQ1	600,000.00	AA+	Aaa	02/11/22	02/15/22	581,765.63	1.91	3,138.59	584,726.15	539,625.00
US TREASURY N/B NOTES DTD 12/31/2021 1.250% 12/31/2026	91282CDQ1	700,000.00	AA+	Aaa	02/10/22	02/14/22	677,250.00	1.95	3,661.68	680,954.38	629,562.50
US TREASURY NOTES DTD 02/15/2017 2.250% 02/15/2027	912828V98	1,850,000.00	AA+	Aaa	06/02/22	06/03/22	1,793,416.02	2.95	12,216.03	1,799,377.43	1,730,328.13
US TREASURY NOTES DTD 02/15/2017 2.250% 02/15/2027	912828V98	4,350,000.00	AA+	Aaa	08/03/22	08/04/22	4,222,048.83	2.95	28,724.19	4,231,243.39	4,068,609.37
US TREASURY N/B NOTES DTD 04/30/2022 2.750% 04/30/2027	91282CEN7	950,000.00	AA+	Aaa	05/02/22	05/04/22	939,720.70	2.99	2,237.22	940,911.11	906,359.38
US TREASURY N/B NOTES DTD 10/31/2022 4.125% 10/31/2027	91282CFU0	1,100,000.00	AA+	Aaa	11/02/22	11/03/22	1,093,855.47	4.25	3,885.70	1,093,949.85	1,113,921.82
<b>Security Type Sub-Total</b>		<b>119,670,000.00</b>					<b>117,928,462.75</b>	<b>1.13</b>	<b>190,605.47</b>	<b>118,214,879.24</b>	<b>110,352,984.69</b>
<b>Supra-National Agency Bond / Note</b>											
INTL BK RECON & DEVELOP NOTES DTD 11/24/2020 0.250% 11/24/2023	459058JM6	1,375,000.00	AAA	Aaa	11/17/20	11/24/20	1,372,043.75	0.32	66.84	1,374,033.48	1,316,895.25
INTER-AMERICAN DEVEL BK NOTES DTD 09/23/2021 0.500% 09/23/2024	4581X0DZ8	1,270,000.00	AAA	Aaa	09/15/21	09/23/21	1,269,060.20	0.52	1,199.44	1,269,432.35	1,181,182.55
<b>Security Type Sub-Total</b>		<b>2,645,000.00</b>					<b>2,641,103.95</b>	<b>0.42</b>	<b>1,266.28</b>	<b>2,643,465.83</b>	<b>2,498,077.80</b>
<b>Municipal Bond / Note</b>											

**Managed Account Detail of Securities Held**

For the Month Ending **November 30, 2022**

**CITY OF HAYWARD - 35310000**

<b>Security Type/Description</b>	<b>CUSIP</b>	<b>Par</b>	<b>S&amp;P Rating</b>	<b>Moody's Rating</b>	<b>Trade Date</b>	<b>Settle Date</b>	<b>Original Cost</b>	<b>YTM at Cost</b>	<b>Accrued Interest</b>	<b>Amortized Cost</b>	<b>Market Value</b>
<b>Municipal Bond / Note</b>											
UNIV OF CAL TXBL REV BONDS DTD 07/16/2020 0.628% 05/15/2023	91412HFK4	500,000.00	AA	Aa2	07/10/20	07/16/20	500,000.00	0.63	139.56	500,000.00	490,025.00
CHAFFEY CMTY CLG DIST, CA TXBL GO BONDS DTD 09/24/2019 1.617% 06/01/2023	157432KD6	770,000.00	AA	Aa2	10/13/20	10/15/20	792,314.60	0.51	6,225.45	774,234.89	756,309.40
CA ST EARTHQUAKE AUTH TXBL REV BONDS DTD 11/24/2020 1.477% 07/01/2023	13017HAK2	300,000.00	NR	NR	11/19/20	11/24/20	301,599.00	1.27	1,846.25	300,357.21	292,665.00
WI DEPT OF TRANS TXBL REV BONDS DTD 07/30/2020 0.420% 07/01/2023	977123X52	625,000.00	AAA	NR	07/10/20	07/30/20	625,000.00	0.42	1,093.75	625,000.00	608,462.50
LOS ANGELES CCD, CA TXBL GO BONDS DTD 11/10/2020 0.444% 08/01/2023	54438CYH9	310,000.00	AA+	Aaa	10/30/20	11/10/20	310,000.00	0.44	458.80	310,000.00	299,869.20
PALOMAR COMM COLL DIST, CA TXBL GO BONDS DTD 11/03/2020 0.580% 08/01/2023	697511FA6	350,000.00	AA	Aa2	10/16/20	11/03/20	350,000.00	0.58	676.67	350,000.00	339,717.00
CA ST UNIV TXBL REV BONDS DTD 09/17/2020 0.475% 11/01/2023	13077DMJ8	325,000.00	AA-	Aa2	08/27/20	09/17/20	325,000.00	0.48	128.65	325,000.00	311,509.25
MS ST TXBL GO BONDS DTD 08/06/2020 0.422% 11/01/2023	605581MY0	475,000.00	AA	Aa2	07/24/20	08/06/20	475,000.00	0.42	167.04	475,000.00	455,449.00
NY ST URBAN DEV CORP TXBL REV BONDS DTD 12/23/2020 0.620% 03/15/2024	650036DS2	880,000.00	AA+	NR	12/16/20	12/23/20	880,000.00	0.62	1,151.82	880,000.00	834,565.60
FL ST BOARD OF ADMIN TXBL REV BONDS DTD 09/16/2020 1.258% 07/01/2025	341271AD6	295,000.00	AA	Aa3	09/03/20	09/16/20	295,000.00	1.26	1,546.29	295,000.00	265,314.15
LOS ANGELES USD, CA TXBL GO BONDS DTD 11/10/2021 1.245% 07/01/2025	544647FB1	1,160,000.00	NR	Aa3	10/28/21	11/10/21	1,160,000.00	1.25	6,017.50	1,160,000.00	1,064,184.00
MASSACHUSETTS CMNWLTH MUNICIPAL BONDS DTD 08/30/2022 3.670% 07/15/2025	576004GZ2	1,825,000.00	NR	Aa1	08/17/22	08/30/22	1,825,000.00	3.67	16,930.42	1,825,000.00	1,781,218.25

**Managed Account Detail of Securities Held**

For the Month Ending **November 30, 2022**

**CITY OF HAYWARD - 35310000**

<b>Security Type/Description</b> <b>Dated Date/Coupon/Maturity</b>	<b>CUSIP</b>	<b>Par</b>	<b>S&amp;P Rating</b>	<b>Moody's Rating</b>	<b>Trade Date</b>	<b>Settle Date</b>	<b>Original Cost</b>	<b>YTM at Cost</b>	<b>Accrued Interest</b>	<b>Amortized Cost</b>	<b>Market Value</b>
<b>Municipal Bond / Note</b>											
FLORIDA ST BRD OF ADM MUNICIPAL BONDS DTD 09/16/2020 1.705% 07/01/2027	341271AE4	1,000,000.00	AA	Aa3	11/08/22	11/10/22	842,390.00	5.61	7,104.17	844,343.84	862,180.00

**Security Type Sub-Total** **8,815,000.00** **8,681,303.60** **1.86** **43,486.37** **8,663,935.94** **8,361,468.35**

<b>Federal Agency Commercial Mortgage-Backed Security</b>											
FNA 2013-M7 A2 DTD 05/01/2013 2.280% 12/01/2022	3136AEGQ4	23,937.65	AA+	Aaa	09/11/19	09/16/19	24,086.80	2.08	45.48	23,937.65	23,937.65
FNA 2013-M7 A2 DTD 05/01/2013 2.280% 12/01/2022	3136AEGQ4	31,712.26	AA+	Aaa	09/04/19	09/09/19	32,127.73	1.86	60.25	31,712.26	31,712.26
FHMS KP05 A DTD 12/01/2018 3.203% 07/01/2023	3137FKK39	16,382.37	AA+	Aaa	12/07/18	12/17/18	16,382.32	3.20	43.73	16,382.36	16,305.60
FHMS KJ30 A1 DTD 07/01/2020 0.526% 01/01/2025	3137FUZN7	58,644.01	AA+	Aaa	07/23/20	07/30/20	58,642.90	0.53	25.71	58,643.49	58,152.16
FHMS K053 A2 DTD 03/29/2016 2.995% 12/01/2025	3137BN6G4	850,000.00	AA+	Aaa	08/04/22	08/09/22	840,205.08	3.36	2,121.46	840,205.08	812,884.86
FNA 2016-M3 A2 DTD 03/31/2016 2.702% 02/01/2026	3136ARTE8	779,183.82	AA+	Aaa	08/31/22	09/06/22	752,795.05	3.76	1,754.46	752,795.05	738,222.70

**Security Type Sub-Total** **1,759,860.11** **1,724,239.88** **3.39** **4,051.09** **1,723,675.89** **1,681,215.23**

<b>Federal Agency Bond / Note</b>											
FANNIE MAE NOTES (CALLABLE) DTD 08/10/2020 0.300% 08/10/2023	3135G05R0	1,950,000.00	AA+	Aaa	08/11/20	08/12/20	1,946,334.00	0.36	1,803.75	1,949,154.77	1,889,659.20
FREDDIE MAC NOTES DTD 08/21/2020 0.250% 08/24/2023	3137EAEV7	2,325,000.00	AA+	Aaa	08/19/20	08/21/20	2,322,628.50	0.28	1,566.15	2,324,425.48	2,250,386.10
FREDDIE MAC NOTES DTD 09/04/2020 0.250% 09/08/2023	3137EAEW5	710,000.00	AA+	Aaa	09/02/20	09/04/20	710,129.66	0.24	409.24	710,033.15	685,868.52
FREDDIE MAC NOTES DTD 09/04/2020 0.250% 09/08/2023	3137EAEW5	900,000.00	AA+	Aaa	10/07/20	10/08/20	899,712.00	0.26	518.75	899,924.01	869,410.80

**Managed Account Detail of Securities Held**

For the Month Ending **November 30, 2022**

**CITY OF HAYWARD - 35310000**

<b>Security Type/Description Dated Date/Coupon/Maturity</b>	<b>CUSIP</b>	<b>Par</b>	<b>S&amp;P Rating</b>	<b>Moody's Rating</b>	<b>Trade Date</b>	<b>Settle Date</b>	<b>Original Cost</b>	<b>YTM at Cost</b>	<b>Accrued Interest</b>	<b>Amortized Cost</b>	<b>Market Value</b>
<b>Federal Agency Bond / Note</b>											
FREDDIE MAC NOTES DTD 09/04/2020 0.250% 09/08/2023	3137EAEW5	1,590,000.00	AA+	Aaa	09/02/20	09/04/20	1,589,475.30	0.26	916.46	1,589,865.84	1,535,959.08
FREDDIE MAC NOTES DTD 12/04/2020 0.250% 12/04/2023	3137EAFA2	2,130,000.00	AA+	Aaa	12/02/20	12/04/20	2,127,891.30	0.28	2,618.13	2,129,291.32	2,038,248.12
<b>Security Type Sub-Total</b>		<b>9,605,000.00</b>					<b>9,596,170.76</b>	<b>0.29</b>	<b>7,832.48</b>	<b>9,602,694.57</b>	<b>9,269,531.82</b>
<b>Corporate Note</b>											
GOLDMAN SACHS CORP NOTES DTD 03/03/2014 4.000% 03/03/2024	38141GVM3	325,000.00	BBB+	A2	01/21/21	01/25/21	358,228.00	0.67	3,177.78	338,431.97	320,614.78
CHARLES SCHWAB CORP NOTES (CALLABLE) DTD 03/18/2021 0.750% 03/18/2024	808513BN4	405,000.00	A	A2	03/16/21	03/18/21	404,797.50	0.77	615.94	404,912.61	384,279.80
COMCAST CORP (CALLABLE) CORPORATE NOTES DTD 10/05/2018 3.700% 04/15/2024	20030NCR0	150,000.00	A-	A3	05/07/20	05/11/20	164,338.50	1.20	709.17	154,799.93	147,748.80
ASTRAZENECA FINANCE LLC (CALLABLE) CORP DTD 05/28/2021 0.700% 05/28/2024	04636NAC7	665,000.00	A	A3	05/25/21	05/28/21	664,940.15	0.70	38.79	664,970.29	625,644.64
JOHN DEERE CAPITAL CORP CORPORATE NOTES DTD 06/10/2021 0.450% 06/07/2024	24422EVQ9	170,000.00	A	A2	06/07/21	06/10/21	169,787.50	0.49	369.75	169,892.29	159,698.17
BANK OF AMERICA (CALLABLE) CORP NOTES DTD 07/23/2018 3.864% 07/23/2024	06051GHL6	150,000.00	A-	A2	09/28/20	10/01/20	162,622.50	1.58	2,060.80	152,918.78	148,518.90
BANK OF AMERICA (CALLABLE) CORP NOTES DTD 07/23/2018 3.864% 07/23/2024	06051GHL6	300,000.00	A-	A2	08/21/20	08/25/20	327,150.00	1.47	4,121.60	306,057.35	297,037.80
BRISTOL MYERS SQUIBB CO CORP NOTES (CALL DTD 01/26/2020 2.900% 07/26/2024	110122CM8	144,000.00	A+	A2	10/05/20	10/07/20	155,907.36	0.69	1,450.00	149,024.24	140,023.87

**Managed Account Detail of Securities Held**

For the Month Ending **November 30, 2022**

**CITY OF HAYWARD - 35310000**

<b>Security Type/Description</b> <b>Dated Date/Coupon/Maturity</b>	<b>CUSIP</b>	<b>Par</b>	<b>S&amp;P Rating</b>	<b>Moody's Rating</b>	<b>Trade Date</b>	<b>Settle Date</b>	<b>Original Cost</b>	<b>YTM at Cost</b>	<b>Accrued Interest</b>	<b>Amortized Cost</b>	<b>Market Value</b>
<b>Corporate Note</b>											
AMERICAN EXPRESS CO CORP NOTES (CALLABLE) DTD 07/30/2019 2.500% 07/30/2024	025816CG2	400,000.00	BBB+	A2	11/19/21	11/23/21	414,320.00	1.14	3,361.11	408,697.52	384,575.60
AMERICAN HONDA FINANCE CORPORATE NOTES DTD 09/09/2021 0.750% 08/09/2024	02665WDY4	200,000.00	A-	A3	09/07/21	09/09/21	199,868.00	0.77	466.67	199,923.53	186,553.20
UNILEVER CAPITAL CORP (CALLABLE) CORPORA DTD 08/12/2021 0.626% 08/12/2024	904764BN6	225,000.00	A+	A1	08/09/21	08/12/21	225,000.00	0.63	426.46	225,000.00	210,263.18
BMW US CAPITAL LLC CORPORATE NOTES DTD 08/12/2021 0.750% 08/12/2024	05565EBU8	265,000.00	A	A2	08/09/21	08/12/21	264,976.15	0.75	601.77	264,986.51	247,424.94
NESTLE HOLDINGS INC CORP NOTES (CALLABLE) DTD 09/14/2021 0.606% 09/14/2024	641062AU8	710,000.00	AA-	Aa3	09/07/21	09/14/21	710,000.00	0.61	920.28	710,000.00	659,271.21
JPMORGAN CHASE & CO CORPORATE NOTES (CAL) DTD 09/16/2020 0.653% 09/16/2024	46647PBS4	125,000.00	A-	A1	09/28/20	09/30/20	124,967.50	0.66	170.05	124,985.29	120,077.50
JPMORGAN CHASE & CO CORPORATE NOTES (CAL) DTD 09/16/2020 0.653% 09/16/2024	46647PBS4	485,000.00	A-	A1	09/09/20	09/16/20	485,000.00	0.65	659.80	485,000.00	465,900.70
GOLDMAN SACHS GROUP INC CORP NOTES (CALL) DTD 10/21/2021 0.925% 10/21/2024	38141GYL2	325,000.00	BBB+	A2	10/18/21	10/21/21	325,000.00	0.93	334.03	325,000.00	310,352.25
BANK OF AMERICA CORP (CALLABLE) CORPORAT DTD 10/21/2020 0.810% 10/24/2024	06051GJH3	625,000.00	A-	A2	10/16/20	10/21/20	625,000.00	0.81	520.31	625,000.00	598,036.88
COOPERATIEVE RABOBANK UA CORPORATE NOTES DTD 01/12/2022 1.375% 01/10/2025	21688AAS1	750,000.00	A+	Aa2	01/19/22	01/24/22	744,127.50	1.65	4,039.06	745,815.44	697,827.00



**Managed Account Detail of Securities Held**

For the Month Ending **November 30, 2022**

**CITY OF HAYWARD - 35310000**

<b>Security Type/Description</b>	<b>Dated Date/Coupon/Maturity</b>	<b>CUSIP</b>	<b>Par</b>	<b>S&amp;P Rating</b>	<b>Moody's Rating</b>	<b>Trade Date</b>	<b>Settle Date</b>	<b>Original Cost</b>	<b>YTM at Cost</b>	<b>Accrued Interest</b>	<b>Amortized Cost</b>	<b>Market Value</b>
<b>Corporate Note</b>												
AMERICAN HONDA FINANCE CORPORATE NOTES DTD 01/13/2022 1.500% 01/13/2025		02665WEA5	750,000.00	A-	A3	01/11/22	01/13/22	749,407.50	1.53	4,312.50	749,581.57	701,453.25
NATIONAL RURAL UTIL COOP CORPORATE NOTES DTD 02/07/2022 1.875% 02/07/2025		63743HFC1	405,000.00	A-	A2	01/31/22	02/07/22	404,987.85	1.88	2,404.69	404,991.14	380,054.84
MERCK & CO INC CORP NOTES DTD 02/10/2015 2.750% 02/10/2025		58933YAR6	295,000.00	A+	A1	03/08/21	03/10/21	314,234.00	1.05	2,501.35	305,183.55	284,167.60
TOYOTA MOTOR CREDIT CORP CORP NOTES DTD 02/13/2020 1.800% 02/13/2025		89236TGT6	450,000.00	A+	A1	09/23/21	09/27/21	462,469.50	0.96	2,430.00	458,127.89	424,012.05
JPMORGAN CHASE & CO CORP NOTES (CALLABLE) DTD 02/16/2021 0.563% 02/16/2025		46647PBY1	265,000.00	A-	A1	02/09/21	02/16/21	265,000.00	0.56	435.15	265,000.00	249,065.55
EXXON MOBIL CORP CORPORATE NT (CALLABLE) DTD 03/06/2015 2.709% 03/06/2025		30231GAF9	300,000.00	AA-	Aa2	03/26/21	03/30/21	318,576.00	1.10	1,918.88	310,149.92	288,382.80
ROCHE HOLDINGS INC (CALLABLE) CORPORATE DTD 03/10/2022 2.132% 03/10/2025		771196BT8	2,390,000.00	AA	Aa2	03/03/22	03/10/22	2,390,000.00	2.13	11,464.83	2,390,000.00	2,265,894.47
BMW US CAPITAL LLC CORP NOTES DTD 04/01/2022 3.250% 04/01/2025		05565EBZ7	315,000.00	A	A2	03/28/22	04/01/22	314,703.90	3.28	1,706.25	314,769.82	304,226.37
PACCAR FINANCIAL CORP CORPORATE NOTES DTD 04/07/2022 2.850% 04/07/2025		69371RR73	925,000.00	A+	A1	03/31/22	04/07/22	924,759.50	2.86	3,954.38	924,811.73	888,491.18
HOME DEPOT INC (CALLABLE) CORPORATE NOTE DTD 03/28/2022 2.700% 04/15/2025		437076CM2	145,000.00	A	A2	03/24/22	03/28/22	144,746.25	2.76	500.25	144,802.74	139,440.85
BROWN-FORMAN CORP NOTES (CALLABLE) DTD 03/26/2018 3.500% 04/15/2025		115637AS9	425,000.00	A-	A1	03/02/22	03/04/22	442,760.75	2.11	1,900.69	438,283.53	415,375.88

**Managed Account Detail of Securities Held**

For the Month Ending **November 30, 2022**

**CITY OF HAYWARD - 35310000**

<b>Security Type/Description</b>	<b>Dated Date/Coupon/Maturity</b>	<b>CUSIP</b>	<b>Par</b>	<b>S&amp;P Rating</b>	<b>Moody's Rating</b>	<b>Trade Date</b>	<b>Settle Date</b>	<b>Original Cost</b>	<b>YTM at Cost</b>	<b>Accrued Interest</b>	<b>Amortized Cost</b>	<b>Market Value</b>
<b>Corporate Note</b>												
BANK OF NY MELLON (CALLABLE) CORP NOTES DTD 04/24/2020 1.600% 04/24/2025		06406RAN7	325,000.00	A	A1	03/04/21	03/08/21	334,317.75	0.89	534.44	330,324.43	300,967.88
CITIGROUP INC (CALLABLE) CORPORATE NOTES DTD 05/04/2021 0.981% 05/01/2025		172967MX6	325,000.00	BBB+	A3	04/28/21	05/04/21	325,851.50	0.91	265.69	325,402.77	302,405.68
CATERPILLAR FINL SERVICE CORPORATE NOTES DTD 05/13/2022 3.400% 05/13/2025		14913R2V8	175,000.00	A	A2	05/10/22	05/13/22	174,982.50	3.40	297.50	174,985.73	170,084.43
CATERPILLAR FINL SERVICE CORPORATE NOTES DTD 05/13/2022 3.400% 05/13/2025		14913R2V8	525,000.00	A	A2	05/10/22	05/13/22	524,333.25	3.44	892.50	524,456.14	510,253.27
HERSHEY CO CORP NOTES (CALLABLE) DTD 06/01/2020 0.900% 06/01/2025		427866BF4	475,000.00	A	A1	03/04/22	03/08/22	458,598.25	2.01	2,137.50	462,320.24	433,535.35
JPMORGAN CHASE & CO (CALLABLE) CORP NOTE DTD 06/01/2021 0.824% 06/01/2025		46647PCH7	615,000.00	A-	A1	05/24/21	06/01/21	615,000.00	0.82	2,533.80	615,000.00	572,058.24
TRUIST FINANCIAL CORP NOTES (CALLABLE) DTD 06/05/2018 3.700% 06/05/2025		05531FBE2	650,000.00	A-	A3	02/07/22	02/09/22	683,481.50	2.09	11,757.78	675,118.21	632,834.80
TOYOTA MOTOR CREDIT CORP CORPORATE NOTES DTD 06/30/2022 3.950% 06/30/2025		89236TKC8	475,000.00	A+	A1	06/27/22	06/30/22	474,548.75	3.98	7,869.83	474,612.16	466,867.05
COMCAST CORP CORPORATE NOTES DTD 11/07/2022 5.250% 11/07/2025		20030NDZ1	170,000.00	A-	A3	10/31/22	11/07/22	169,954.10	5.26	595.00	169,955.11	172,779.67
BRISTOL-MYERS SQUIBB CO CORPORATE NOTES DTD 11/13/2020 0.750% 11/13/2025		110122DN5	500,000.00	A+	A2	02/22/22	02/24/22	473,760.00	2.23	187.50	479,170.31	450,198.50
CITIGROUP INC CORP NOTES (CALLABLE) DTD 01/25/2022 2.014% 01/25/2026		17327CAN3	455,000.00	BBB+	A3	01/18/22	01/25/22	455,000.00	2.01	3,207.30	455,000.00	423,174.12

**Managed Account Detail of Securities Held**

For the Month Ending **November 30, 2022**

**CITY OF HAYWARD - 35310000**

<b>Security Type/Description</b>	<b>Dated Date/Coupon/Maturity</b>	<b>CUSIP</b>	<b>Par</b>	<b>S&amp;P Rating</b>	<b>Moody's Rating</b>	<b>Trade Date</b>	<b>Settle Date</b>	<b>Original Cost</b>	<b>YTM at Cost</b>	<b>Accrued Interest</b>	<b>Amortized Cost</b>	<b>Market Value</b>
<b>Corporate Note</b>												
STATE STREET CORP (CALLABLE) CORPORATE N DTD 02/07/2022 1.746% 02/06/2026		857477BR3	415,000.00	A	A1	02/02/22	02/07/22	415,000.00	1.75	2,314.66	415,000.00	393,526.24
GOLDMAN SACHS GROUP INC CORP NOTES (CALL DTD 02/12/2021 0.855% 02/12/2026		38141GXS8	450,000.00	BBB+	A2	11/29/21	12/01/21	440,653.50	1.37	1,164.94	442,877.41	405,182.25
MORGAN STANLEY CORP NOTES (CALLABLE) DTD 02/18/2022 2.630% 02/18/2026		61747YEM3	1,090,000.00	A-	A1	02/16/22	02/18/22	1,090,000.00	2.63	8,201.95	1,090,000.00	1,025,663.84
STATE STREET CORP NOTES (CALLABLE) DTD 10/29/2020 2.901% 03/30/2026		857477BM4	275,000.00	A	A1	02/02/22	02/04/22	283,681.75	2.10	1,351.79	281,416.95	261,868.20
STATE STREET CORP NOTES (CALLABLE) DTD 10/29/2020 2.901% 03/30/2026		857477BM4	275,000.00	A	A1	02/17/22	02/22/22	280,535.75	2.38	1,351.79	279,156.70	261,868.20
UNITEDHEALTH GROUP INC (CALLABLE) CORPOR DTD 05/19/2021 1.150% 05/15/2026		91324PEC2	475,000.00	A+	A3	02/22/22	02/24/22	453,102.50	2.30	242.78	457,081.28	428,211.55
ASTRAZENECA FINANCE LLC (CALLABLE) CORP DTD 05/28/2021 1.200% 05/28/2026		04636NAA1	450,000.00	A	A3	11/29/21	12/01/21	443,538.00	1.53	45.00	444,977.07	401,872.95
BANK OF AMERICA CORP NOTES (CALLABLE) DTD 06/16/2020 1.319% 06/19/2026		06051GJD2	450,000.00	A-	A2	11/29/21	12/01/21	445,837.50	1.53	2,670.98	446,752.20	406,260.00
MORGAN STANLEY CORP NOTES DTD 07/25/2016 3.125% 07/27/2026		61761J3R8	400,000.00	A-	A1	11/29/21	12/01/21	423,432.00	1.81	4,305.56	418,398.05	374,340.00
UNILEVER CAPITAL CORP CORPORATE NOTES DTD 07/28/2016 2.000% 07/28/2026		904764AU1	475,000.00	A+	A1	02/23/22	02/25/22	468,715.75	2.32	3,245.83	469,802.06	435,336.08
BMW US CAPITAL LLC (CALLABLE) CORPORATE DTD 08/12/2021 1.250% 08/12/2026		05565EBW4	475,000.00	A	A2	02/22/22	02/24/22	453,045.50	2.35	1,797.74	456,816.83	416,700.88

**Managed Account Detail of Securities Held**

For the Month Ending **November 30, 2022**

**CITY OF HAYWARD - 35310000**

<b>Security Type/Description</b>	<b>Dated Date/Coupon/Maturity</b>	<b>CUSIP</b>	<b>Par</b>	<b>S&amp;P Rating</b>	<b>Moody's Rating</b>	<b>Trade Date</b>	<b>Settle Date</b>	<b>Original Cost</b>	<b>YTM at Cost</b>	<b>Accrued Interest</b>	<b>Amortized Cost</b>	<b>Market Value</b>
<b>Corporate Note</b>												
AMERICAN HONDA FINANCE CORPORATE NOTES DTD 09/09/2021 1.300% 09/09/2026		02665WDZ1	450,000.00	A-	A3	11/29/21	12/01/21	443,268.00	1.63	1,332.50	444,677.74	399,442.50
JOHN DEERE CAPITAL CORP CORPORATE NOTES DTD 10/13/2021 1.300% 10/13/2026		24422EVW6	450,000.00	A	A2	11/29/21	12/01/21	445,203.00	1.53	780.00	446,188.32	399,313.80
BANK OF NY MELLON CORP CORP NOTES (CALLA) DTD 07/27/2021 1.050% 10/15/2026		06406RAV9	450,000.00	A	A1	11/29/21	12/01/21	439,830.00	1.53	603.75	441,916.59	390,713.85
CITIGROUP INC (CALLABLE) CORP NOTES DTD 10/21/2016 3.200% 10/21/2026		172967KY6	400,000.00	BBB+	A3	11/29/21	12/01/21	423,756.00	1.92	1,422.22	418,634.36	373,025.20
AMERICAN EXPRESS CO (CALLABLE) CORPORATE DTD 11/04/2021 1.650% 11/04/2026		025816CM9	450,000.00	BBB+	A2	11/19/21	11/23/21	449,127.00	1.69	556.88	449,307.20	396,753.75
ILLINOIS TOOL WORKS INC CORP NOTES (CALL) DTD 11/07/2016 2.650% 11/15/2026		452308AX7	475,000.00	A+	A2	10/12/22	10/14/22	437,337.25	4.81	559.44	438,548.11	446,202.18
ABBOTT LABORATORIES CORP NOTES (CALLABLE) DTD 11/22/2016 3.750% 11/30/2026		002824BF6	600,000.00	AA-	A1	03/10/22	03/14/22	631,290.00	2.57	62.50	626,260.56	591,238.80
TOYOTA MOTOR CREDIT CORP CORPORATE NOTES DTD 01/13/2022 1.900% 01/13/2027		89236TJV8	500,000.00	A+	A1	01/13/22	01/18/22	500,355.00	1.89	3,641.67	500,293.20	447,792.50
TARGET CORP CORP NOTES (CALLABLE) DTD 01/24/2022 1.950% 01/15/2027		87612EBM7	180,000.00	A	A2	01/19/22	01/24/22	179,694.00	1.99	1,326.00	179,746.38	164,776.86
TARGET CORP CORP NOTES (CALLABLE) DTD 01/24/2022 1.950% 01/15/2027		87612EBM7	275,000.00	A	A2	01/24/22	01/26/22	275,998.25	1.87	2,025.83	275,825.35	251,742.43
COMCAST CORP CORP NOTES (CALLABLE) DTD 07/19/2016 2.350% 01/15/2027		20030NBW0	500,000.00	A-	A3	10/12/22	10/14/22	447,030.00	5.16	4,438.89	448,666.14	458,434.50

**Managed Account Detail of Securities Held**

For the Month Ending **November 30, 2022**

**CITY OF HAYWARD - 35310000**

<b>Security Type/Description</b>	<b>Dated Date/Coupon/Maturity</b>	<b>CUSIP</b>	<b>Par</b>	<b>S&amp;P Rating</b>	<b>Moody's Rating</b>	<b>Trade Date</b>	<b>Settle Date</b>	<b>Original Cost</b>	<b>YTM at Cost</b>	<b>Accrued Interest</b>	<b>Amortized Cost</b>	<b>Market Value</b>
<b>Corporate Note</b>												
BANK OF NY MELLON CORP (CALLABLE) CORPOR DTD 01/26/2022 2.050% 01/26/2027		06406RBA4	475,000.00	A	A1	03/10/22	03/16/22	461,989.75	2.65	3,381.08	463,893.33	428,084.73
PROCTER & GAMBLE CO/THE CORPORATE NOTES DTD 02/01/2022 1.900% 02/01/2027		742718FV6	650,000.00	AA-	Aa3	02/01/22	02/03/22	650,214.50	1.89	4,116.67	650,179.10	594,012.90
JPMORGAN CHASE & CO CORP NOTES (CALLABLE DTD 02/04/2021 1.040% 02/04/2027		46647PBW5	500,000.00	A-	A1	03/11/22	03/15/22	460,775.00	2.77	1,690.00	466,504.00	435,070.00
IBM CORP CORP NOTES (CALLABLE) DTD 02/09/2022 2.200% 02/09/2027		459200KM2	475,000.00	A-	A3	02/22/22	02/24/22	470,164.50	2.42	3,251.11	470,912.12	428,629.55
TRUIST FINANCIAL CORP NOTES (CALLABLE) DTD 03/02/2021 1.267% 03/02/2027		89788MAD4	475,000.00	A-	A3	03/11/22	03/15/22	444,908.75	2.64	1,487.85	449,240.69	419,619.75
JOHNSON & JOHNSON CORP NOTES (CALLABLE) DTD 03/03/2017 2.950% 03/03/2027		478160CE2	450,000.00	AAA	Aaa	03/10/22	03/14/22	461,313.00	2.41	3,245.00	459,594.74	429,713.10
CHARLES SCHWAB CORP NOTES (CALLABLE) DTD 03/03/2022 2.450% 03/03/2027		808513BY0	475,000.00	A	A2	03/03/22	03/07/22	473,318.50	2.53	2,844.72	473,566.76	436,608.60
AMERICAN EXPRESS CO CORP NOTES (CALLABLE DTD 03/04/2022 2.550% 03/04/2027		025816CS6	450,000.00	BBB+	A2	03/04/22	03/08/22	449,581.50	2.57	2,773.13	449,643.06	409,301.55
JOHN DEERE CAPITAL CORP CORPORATE NOTES DTD 03/07/2022 2.350% 03/08/2027		24422EWD7	450,000.00	A	A2	03/09/22	03/11/22	447,835.50	2.45	2,438.13	448,150.14	411,664.95
ROCHE HOLDINGS INC CORP NOTES (CALLABLE) DTD 03/10/2022 2.314% 03/10/2027		771196BV3	475,000.00	AA	Aa2	03/10/22	03/14/22	468,834.50	2.59	2,473.09	469,721.09	434,538.08

**Managed Account Detail of Securities Held**

For the Month Ending **November 30, 2022**

**CITY OF HAYWARD - 35310000**

<b>Security Type/Description</b> <b>Dated Date/Coupon/Maturity</b>	<b>CUSIP</b>	<b>Par</b>	<b>S&amp;P Rating</b>	<b>Moody's Rating</b>	<b>Trade Date</b>	<b>Settle Date</b>	<b>Original Cost</b>	<b>YTM at Cost</b>	<b>Accrued Interest</b>	<b>Amortized Cost</b>	<b>Market Value</b>
<b>Corporate Note</b>											
BANK OF AMERICA CORP CORP NOTES (CALLABLE) DTD 03/11/2021 1.658% 03/11/2027	06051GJQ3	475,000.00	A-	A2	03/10/22	03/14/22	446,343.25	2.97	1,750.11	450,461.77	420,228.70
BERKSHIRE HATHAWAY CORP NOTES (CALLABLE) DTD 03/15/2022 2.300% 03/15/2027	084664CZ2	475,000.00	AA	Aa2	03/15/22	03/17/22	466,307.50	2.69	2,306.39	467,541.80	441,614.63
BMW US CAPITAL LLC (CALLABLE) CORP NOTES DTD 04/01/2022 3.450% 04/01/2027	05565ECA1	350,000.00	A	A2	04/01/22	04/05/22	350,899.50	3.39	2,012.50	350,778.96	332,362.80
AMAZON.COM INC CORP NOTE (CALLABLE) DTD 04/13/2022 3.300% 04/13/2027	023135CF1	425,000.00	AA	A1	04/14/22	04/19/22	426,632.00	3.22	1,870.00	426,425.83	407,746.28
HOME DEPOT INC (CALLABLE) CORPORATE NOTE DTD 03/28/2022 2.875% 04/15/2027	437076CN0	450,000.00	A	A2	04/18/22	04/20/22	440,491.50	3.34	1,653.13	441,666.36	422,391.15
NORTHERN TRUST CORP NOTE (CALLABLE) DTD 05/10/2022 4.000% 05/10/2027	665859AW4	900,000.00	A+	A2	05/10/22	05/12/22	908,694.00	3.79	2,100.00	907,710.23	883,329.30
UNITEDHEALTH GROUP INC CORP NOTES (CALLA) DTD 05/20/2022 3.700% 05/15/2027	91324PEG3	110,000.00	A+	A3	05/17/22	05/20/22	109,940.60	3.71	180.89	109,946.96	106,604.08
UNITEDHEALTH GROUP INC CORP NOTES (CALLA) DTD 05/20/2022 3.700% 05/15/2027	91324PEG3	165,000.00	A+	A3	05/18/22	05/20/22	164,643.60	3.75	271.33	164,681.76	159,906.12
NATIONAL AUSTRALIA BK/NY CORPORATE NOTES DTD 06/09/2022 3.905% 06/09/2027	63254ABE7	900,000.00	AA-	Aa3	06/09/22	06/13/22	892,152.00	4.10	16,791.50	892,888.56	869,318.10
IBM CORP NOTES (CALLABLE) DTD 07/27/2022 4.150% 07/27/2027	459200KT7	350,000.00	A-	A3	08/02/22	08/04/22	356,671.00	3.73	5,003.06	356,227.01	343,171.85
INTEL CORP NOTES (CALLABLE) DTD 08/05/2022 3.750% 08/05/2027	458140BY5	550,000.00	A+	A1	08/05/22	08/09/22	548,212.50	3.82	6,645.83	548,324.34	530,725.25

**Managed Account Detail of Securities Held**

For the Month Ending **November 30, 2022**

**CITY OF HAYWARD - 35310000**

<b>Security Type/Description</b> <b>Dated Date/Coupon/Maturity</b>	<b>CUSIP</b>	<b>Par</b>	<b>S&amp;P Rating</b>	<b>Moody's Rating</b>	<b>Trade Date</b>	<b>Settle Date</b>	<b>Original Cost</b>	<b>YTM at Cost</b>	<b>Accrued Interest</b>	<b>Amortized Cost</b>	<b>Market Value</b>
<b>Corporate Note</b>											
CHEVRON USA INC CORP NOTE (CALLABLE) DTD 08/12/2020 1.018% 08/12/2027	166756AL0	525,000.00	AA-	Aa2	10/12/22	10/14/22	439,015.50	4.87	1,618.20	441,356.54	453,517.58
<b>Security Type Sub-Total</b>		<b>38,284,000.00</b>					<b>38,156,872.71</b>	<b>2.23</b>	<b>201,197.60</b>	<b>38,079,220.39</b>	<b>35,807,998.66</b>
<b>Certificate of Deposit</b>											
CREDIT SUISSE NEW YORK CERT DEPOS DTD 03/23/2021 0.590% 03/17/2023	22552G3C2	975,000.00	A-2	P-2	03/19/21	03/23/21	975,000.00	0.59	4,138.60	975,000.00	962,102.70
NORDEA BANK ABP NEW YORK CERT DEPOS DTD 11/03/2022 5.530% 11/03/2025	65558UYF3	900,000.00	AA-	Aa3	11/02/22	11/03/22	900,000.00	5.53	3,871.00	900,000.00	907,461.00
<b>Security Type Sub-Total</b>		<b>1,875,000.00</b>					<b>1,875,000.00</b>	<b>2.99</b>	<b>8,009.60</b>	<b>1,875,000.00</b>	<b>1,869,563.70</b>
<b>Bank Note</b>											
PNC BANK CORP NOTES (CALLABLE) DTD 10/23/2017 3.100% 10/25/2027	69353RFG8	900,000.00	A	A2	11/03/22	11/07/22	811,512.00	5.38	2,790.00	812,683.38	838,504.80
<b>Security Type Sub-Total</b>		<b>900,000.00</b>					<b>811,512.00</b>	<b>5.38</b>	<b>2,790.00</b>	<b>812,683.38</b>	<b>838,504.80</b>
<b>Asset-Backed Security</b>											
MBALT 2020-B A3 DTD 09/23/2020 0.400% 11/15/2023	58769EAC2	50,338.73	AAA	NR	09/15/20	09/23/20	50,336.18	0.40	8.95	50,337.95	50,132.03
BMWLT 2021-1 A3 DTD 03/10/2021 0.290% 01/25/2024	05591RAC8	113,293.26	AAA	Aaa	03/02/21	03/10/21	113,289.67	0.29	5.48	113,291.83	112,134.89
TLOT 2021-A A3 DTD 04/21/2021 0.390% 04/22/2024	89238EAC0	306,053.17	AAA	Aaa	04/13/21	04/21/21	306,017.45	0.39	36.47	306,036.63	301,103.68
GMALT 2021-2 A3 DTD 05/26/2021 0.340% 05/20/2024	380144AC9	391,198.48	AAA	NR	05/18/21	05/26/21	391,137.06	0.35	40.64	391,168.28	385,477.91
VZOT 2020-A A1A DTD 01/29/2020 1.850% 07/22/2024	92348TAA2	31,702.68	AAA	Aaa	01/21/20	01/29/20	31,698.97	1.85	17.92	31,701.32	31,502.59
HDMOT 2020-A A3 DTD 01/29/2020 1.870% 10/15/2024	41284UAD6	14,162.87	AAA	Aaa	01/21/20	01/29/20	14,159.78	1.87	11.77	14,161.64	14,120.29

**Managed Account Detail of Securities Held**

For the Month Ending **November 30, 2022**

**CITY OF HAYWARD - 35310000**

<b>Security Type/Description</b> <b>Dated Date/Coupon/Maturity</b>	<b>CUSIP</b>	<b>Par</b>	<b>S&amp;P Rating</b>	<b>Moody's Rating</b>	<b>Trade Date</b>	<b>Settle Date</b>	<b>Original Cost</b>	<b>YTM at Cost</b>	<b>Accrued Interest</b>	<b>Amortized Cost</b>	<b>Market Value</b>
<b>Asset-Backed Security</b>											
CARMX 2020-1 A3 DTD 01/22/2020 1.890% 12/16/2024	14315XAC2	125,304.89	AAA	NR	01/14/20	01/22/20	125,280.31	1.89	105.26	125,294.65	123,612.22
VZOT 2020-B A DTD 08/12/2020 0.470% 02/20/2025	92290BAA9	439,619.83	NR	Aaa	08/04/20	08/12/20	439,527.51	0.47	63.13	439,574.48	431,284.07
GMCAR 2020-3 A3 DTD 08/19/2020 0.450% 04/16/2025	362590AC5	224,924.20	NR	Aaa	08/11/20	08/19/20	224,872.74	0.46	42.17	224,897.97	219,155.55
KCOT 2021-1A A3 DTD 04/14/2021 0.620% 08/15/2025	50117TAC5	290,000.00	NR	Aaa	04/06/21	04/14/21	289,940.67	0.62	79.91	289,962.99	274,826.71
HART 2021-A A3 DTD 04/28/2021 0.380% 09/15/2025	44933LAC7	134,053.57	AAA	NR	04/20/21	04/28/21	134,039.47	0.38	22.64	134,044.60	129,225.89
KCOT 2021-2A A3 DTD 07/28/2021 0.560% 11/17/2025	50117XAE2	480,000.00	NR	Aaa	07/20/21	07/28/21	479,981.90	0.56	119.47	479,987.55	446,339.94
CARMX 2021-2 A3 DTD 04/21/2021 0.520% 02/17/2026	14314OAC8	310,000.00	AAA	NR	04/13/21	04/21/21	309,933.20	0.52	71.64	309,955.52	297,237.11
CARMX 2021-3 A3 DTD 07/28/2021 0.550% 06/15/2026	14317DAC4	595,000.00	AAA	Aaa	07/21/21	07/28/21	594,902.12	0.55	145.44	594,929.07	561,912.47
COPAR 2021-1 A3 DTD 10/27/2021 0.770% 09/15/2026	14044CAC6	370,000.00	AAA	Aaa	10/19/21	10/27/21	369,993.01	0.77	126.62	369,994.58	346,283.70
COMET 2021-A3 A3 DTD 11/30/2021 1.040% 11/15/2026	14041NFY2	715,000.00	AAA	NR	11/18/21	11/30/21	714,901.47	1.04	330.49	714,921.38	661,520.93
KCOT 2022-2A A3 DTD 07/21/2022 4.090% 12/15/2026	50117JAC7	590,000.00	NR	Aaa	07/14/22	07/21/22	589,891.85	4.09	1,072.49	589,900.80	574,918.18
COMET 2022-A2 A DTD 06/14/2022 3.490% 05/15/2027	14041NGA3	635,000.00	AAA	NR	06/06/22	06/14/22	634,898.53	3.49	984.96	634,908.13	612,122.54
<b>Security Type Sub-Total</b>		<b>5,815,651.68</b>					<b>5,814,801.89</b>	<b>1.31</b>	<b>3,285.45</b>	<b>5,815,069.37</b>	<b>5,572,910.70</b>
<b>Managed Account Sub-Total</b>		<b>189,369,511.79</b>					<b>187,229,467.54</b>	<b>1.40</b>	<b>462,524.34</b>	<b>187,430,624.61</b>	<b>176,252,255.75</b>



**Managed Account Detail of Securities Held**

For the Month Ending **November 30, 2022**

CITY OF HAYWARD - 35310000

<b>Securities Sub-Total</b>	<b>\$189,369,511.79</b>	<b>\$187,229,467.54</b>	<b>1.40%</b>	<b>\$462,524.34</b>	<b>\$187,430,624.61</b>	<b>\$176,252,255.75</b>
<b>Accrued Interest</b>						<b>\$462,524.34</b>
<b>Total Investments</b>						<b>\$176,714,780.09</b>

**Managed Account Fair Market Value & Analytics**

For the Month Ending **November 30, 2022**

**CITY OF HAYWARD - 35310000**

<b>Security Type/Description</b>	<b>Dated Date/Coupon/Maturity</b>	<b>CUSIP</b>	<b>Par</b>	<b>Broker</b>	<b>Next Call Date</b>	<b>Market Price</b>	<b>Market Value</b>	<b>Unreal G/L On Cost</b>	<b>Unreal G/L Amort Cost</b>	<b>Effective Duration</b>	<b>YTM at Mkt</b>
<b>U.S. Treasury Bond / Note</b>											
US TREASURY N/B NOTES	DTD 10/31/2021 0.375% 10/31/2023	91282CDD0	2,150,000.00	JPM_CHA		96.08	2,065,679.58	(78,105.58)	(81,465.18)	0.92	4.80
US TREASURY NOTES	DTD 11/15/2020 0.250% 11/15/2023	91282CAW1	3,450,000.00	NOMURA		95.81	3,305,531.25	(147,703.13)	(145,516.85)	0.96	4.77
US TREASURY NOTES	DTD 12/15/2020 0.125% 12/15/2023	91282CBA8	2,260,000.00	CITIGRP		95.34	2,154,768.75	(96,403.13)	(101,742.35)	1.04	4.76
US TREASURY NOTES	DTD 12/15/2020 0.125% 12/15/2023	91282CBA8	3,250,000.00	BARCLAY		95.34	3,098,671.88	(143,583.98)	(148,590.22)	1.04	4.76
US TREASURY NOTES	DTD 01/15/2021 0.125% 01/15/2024	91282CBE0	2,450,000.00	JPM_CHA		95.05	2,328,648.56	(117,427.61)	(119,856.30)	1.12	4.70
US TREASURY NOTES	DTD 02/15/2021 0.125% 02/15/2024	91282CBM2	4,500,000.00	CITIGRP		94.67	4,260,234.60	(220,253.68)	(231,790.73)	1.21	4.71
US TREASURY NOTES	DTD 05/01/2017 2.000% 04/30/2024	912828X70	400,000.00	JPM_CHA		96.39	385,562.48	(34,093.77)	(23,907.76)	1.40	4.66
US TREASURY NOTES	DTD 05/01/2017 2.000% 04/30/2024	912828X70	2,300,000.00	CITIGRP		96.39	2,216,984.26	(197,207.15)	(135,578.42)	1.40	4.66
US TREASURY N/B NOTES	DTD 06/15/2021 0.250% 06/15/2024	91282CCG4	3,400,000.00	JPM_CHA		93.59	3,182,187.50	(195,765.63)	(206,275.87)	1.54	4.60
US TREASURY N/B NOTES	DTD 06/30/2022 3.000% 06/30/2024	91282CEX5	1,250,000.00	JPM_CHA		97.63	1,220,312.50	(27,783.20)	(28,099.67)	1.54	4.57
US TREASURY N/B NOTES	DTD 07/15/2021 0.375% 07/15/2024	91282CCL3	750,000.00	CITIGRP		93.56	701,718.75	(49,160.16)	(48,765.71)	1.62	4.53
US TREASURY N/B NOTES	DTD 07/15/2021 0.375% 07/15/2024	91282CCL3	760,000.00	NOMURA		93.56	711,075.00	(48,835.94)	(48,875.77)	1.62	4.53
US TREASURY N/B NOTES	DTD 07/15/2021 0.375% 07/15/2024	91282CCL3	1,700,000.00	CITIGRP		93.56	1,590,562.50	(107,644.53)	(108,445.50)	1.62	4.53
US TREASURY N/B NOTES	DTD 07/31/2022 3.000% 07/31/2024	91282CFA4	1,050,000.00	CITIGRP		97.63	1,025,062.50	(20,343.75)	(20,998.15)	1.62	4.49
US TREASURY N/B NOTES	DTD 08/15/2021 0.375% 08/15/2024	91282CCT6	3,275,000.00	JPM_CHA		93.28	3,054,960.94	(216,457.03)	(217,967.00)	1.70	4.50
US TREASURY N/B NOTES	DTD 09/15/2021 0.375% 09/15/2024	91282CCX7	3,000,000.00	MERRILL		93.05	2,791,406.40	(196,406.10)	(201,179.07)	1.78	4.46
US TREASURY NOTES	DTD 10/31/2019 1.500% 10/31/2024	912828YM6	2,000,000.00	MERRILL		94.75	1,895,000.00	(178,046.88)	(145,135.65)	1.89	4.38

**Managed Account Fair Market Value & Analytics**

For the Month Ending **November 30, 2022**

**CITY OF HAYWARD - 35310000**

<b>Security Type/Description</b>	<b>CUSIP</b>	<b>Par</b>	<b>Broker</b>	<b>Next Call Date</b>	<b>Market Price</b>	<b>Market Value</b>	<b>Unreal G/L On Cost</b>	<b>Unreal G/L Amort Cost</b>	<b>Effective Duration</b>	<b>YTM at Mkt</b>
<b>U.S. Treasury Bond / Note</b>										
US TREASURY N/B NOTES DTD 11/15/2021 0.750% 11/15/2024	91282CDH1	9,550,000.00	NOMURA		93.22	8,902,390.63	(622,242.18)	(631,060.52)	1.95	4.40
US TREASURY NOTES DTD 11/30/2019 1.500% 11/30/2024	912828YV6	425,000.00	NOMURA		94.53	401,757.81	(38,698.24)	(32,182.69)	1.98	4.39
US TREASURY NOTES DTD 11/30/2019 1.500% 11/30/2024	912828YV6	4,000,000.00	JPM_CHA		94.53	3,781,250.00	(367,187.50)	(303,938.19)	1.98	4.39
US TREASURY NOTES DTD 05/31/2020 0.250% 05/31/2025	912828ZT0	10,000,000.00	CITIGRP		90.70	9,070,312.00	(673,828.63)	(749,221.07)	2.49	4.21
US TREASURY N/B NOTES DTD 07/15/2022 3.000% 07/15/2025	91282CEY3	450,000.00	JPM_CHA		97.11	436,992.21	(9,808.57)	(10,113.98)	2.51	4.17
US TREASURY NOTES DTD 07/31/2020 0.250% 07/31/2025	91282CAB7	5,850,000.00	CITIGRP		90.28	5,281,453.13	(379,792.96)	(427,597.10)	2.66	4.13
US TREASURY NOTES DTD 10/31/2020 0.250% 10/31/2025	91282CAT8	10,000,000.00	NOMURA		89.61	8,960,938.00	(719,530.75)	(803,722.59)	2.91	4.06
US TREASURY NOTES DTD 01/31/2021 0.375% 01/31/2026	91282CBH3	600,000.00	NOMURA		89.16	534,937.50	(45,515.63)	(49,945.03)	3.15	4.06
US TREASURY NOTES DTD 01/31/2021 0.375% 01/31/2026	91282CBH3	10,000,000.00	MERRILL		89.16	8,915,625.00	(774,609.38)	(851,345.86)	3.15	4.06
US TREASURY N/B NOTES DTD 06/30/2021 0.875% 06/30/2026	91282CCJ8	10,000,000.00	MERRILL		89.63	8,962,500.00	(837,109.38)	(881,042.09)	3.52	4.01
US TREASURY N/B NOTES DTD 07/31/2021 0.625% 07/31/2026	91282CCP4	2,450,000.00	JPM_CHA		88.59	2,170,546.88	(187,769.53)	(205,330.68)	3.62	4.00
US TREASURY N/B NOTES DTD 07/31/2021 0.625% 07/31/2026	91282CCP4	2,500,000.00	MERRILL		88.59	2,214,843.75	(48,144.53)	(74,723.81)	3.62	4.00
US TREASURY N/B NOTES DTD 10/31/2021 1.125% 10/31/2026	91282CDG3	5,000,000.00	CITIGRP		89.78	4,489,062.50	(488,867.19)	(493,510.36)	3.83	3.97
US TREASURY NOTES DTD 11/15/2016 2.000% 11/15/2026	912828U24	1,350,000.00	CABRERA		92.86	1,253,601.63	12,498.11	8,785.73	3.82	3.97
US TREASURY N/B NOTES DTD 12/31/2021 1.250% 12/31/2026	91282CDQ1	600,000.00	NOMURA		89.94	539,625.00	(42,140.63)	(45,101.15)	3.97	3.94
US TREASURY N/B NOTES DTD 12/31/2021 1.250% 12/31/2026	91282CDQ1	700,000.00	NOMURA		89.94	629,562.50	(47,687.50)	(51,391.88)	3.97	3.94
US TREASURY NOTES DTD 02/15/2017 2.250% 02/15/2027	912828V98	1,850,000.00	MERRILL		93.53	1,730,328.13	(63,087.89)	(69,049.30)	4.01	3.93

**Managed Account Fair Market Value & Analytics**

For the Month Ending **November 30, 2022**

**CITY OF HAYWARD - 35310000**

<b>Security Type/Description</b> <b>Dated Date/Coupon/Maturity</b>	<b>CUSIP</b>	<b>Par</b>	<b>Broker</b>	<b>Next Call Date</b>	<b>Market Price</b>	<b>Market Value</b>	<b>Unreal G/L On Cost</b>	<b>Unreal G/L Amort Cost</b>	<b>Effective Duration</b>	<b>YTM at Mkt</b>
<b>U.S. Treasury Bond / Note</b>										
US TREASURY NOTES DTD 02/15/2017 2.250% 02/15/2027	912828V98	4,350,000.00	CITIGRP		93.53	4,068,609.37	(153,439.46)	(162,634.02)	4.01	3.93
US TREASURY N/B NOTES DTD 04/30/2022 2.750% 04/30/2027	91282CEN7	950,000.00	NOMURA		95.41	906,359.38	(33,361.32)	(34,551.73)	4.17	3.89
US TREASURY N/B NOTES DTD 10/31/2022 4.125% 10/31/2027	91282CFU0	1,100,000.00	JPM_CHA		101.27	1,113,921.82	20,066.35	19,971.97	4.49	3.84
<b>Security Type Sub-Total</b>		<b>119,670,000.00</b>				<b>110,352,984.69</b>	<b>(7,575,478.06)</b>	<b>(7,861,894.55)</b>	<b>2.48</b>	<b>4.28</b>
<b>Supra-National Agency Bond / Note</b>										
INTL BK RECON & DEVELOP NOTES DTD 11/24/2020 0.250% 11/24/2023	459058JM6	1,375,000.00	TD		95.77	1,316,895.25	(55,148.50)	(57,138.23)	0.98	4.70
INTER-AMERICAN DEVEL BK NOTES DTD 09/23/2021 0.500% 09/23/2024	4581X0DZ8	1,270,000.00	JPM_CHA		93.01	1,181,182.55	(87,877.65)	(88,249.80)	1.81	4.56
<b>Security Type Sub-Total</b>		<b>2,645,000.00</b>				<b>2,498,077.80</b>	<b>(143,026.15)</b>	<b>(145,388.03)</b>	<b>1.37</b>	<b>4.63</b>
<b>Municipal Bond / Note</b>										
UNIV OF CAL TXBL REV BONDS DTD 07/16/2020 0.628% 05/15/2023	91412HFK4	500,000.00	JPM_CHA		98.01	490,025.00	(9,975.00)	(9,975.00)	0.46	5.08
CHAFFEY CMTY CLG DIST, CA TXBL GO BONDS DTD 09/24/2019 1.617% 06/01/2023	157432KD6	770,000.00	RBC		98.22	756,309.40	(36,005.20)	(17,925.49)	0.50	5.25
CA ST EARTHQUAKE AUTH TXBL REV BONDS DTD 11/24/2020 1.477% 07/01/2023	13017HAK2	300,000.00	TFC		97.56	292,665.00	(8,934.00)	(7,692.21)	0.58	5.78
WI DEPT OF TRANS TXBL REV BONDS DTD 07/30/2020 0.420% 07/01/2023	977123X52	625,000.00	WELLS_F		97.35	608,462.50	(16,537.50)	(16,537.50)	0.59	5.06
LOS ANGELES CCD, CA TXBL GO BONDS DTD 11/10/2020 0.444% 08/01/2023	54438CYH9	310,000.00	MERRILL		96.73	299,869.20	(10,130.80)	(10,130.80)	0.67	5.48
PALOMAR COMM COLL DIST, CA TXBL GO BONDS DTD 11/03/2020 0.580% 08/01/2023	697511FA6	350,000.00	RBC		97.06	339,717.00	(10,283.00)	(10,283.00)	0.67	5.10

**Managed Account Fair Market Value & Analytics**

For the Month Ending **November 30, 2022**

**CITY OF HAYWARD - 35310000**

<b>Security Type/Description</b>	<b>CUSIP</b>	<b>Par</b>	<b>Broker</b>	<b>Next Call Date</b>	<b>Market Price</b>	<b>Market Value</b>	<b>Unreal G/L On Cost</b>	<b>Unreal G/L Amort Cost</b>	<b>Effective Duration</b>	<b>YTM at Mkt</b>
<b>Municipal Bond / Note</b>										
CA ST UNIV TXBL REV BONDS DTD 09/17/2020 0.475% 11/01/2023	13077DMJ8	325,000.00	GOLDMAN		95.85	311,509.25	(13,490.75)	(13,490.75)	0.92	5.15
MS ST TXBL GO BONDS DTD 08/06/2020 0.422% 11/01/2023	605581MY0	475,000.00	WELLS_F		95.88	455,449.00	(19,551.00)	(19,551.00)	0.92	5.06
NY ST URBAN DEV CORP TXBL REV BONDS DTD 12/23/2020 0.620% 03/15/2024	650036DS2	880,000.00	WELLS_F		94.84	834,565.60	(45,434.40)	(45,434.40)	1.29	4.79
FL ST BOARD OF ADMIN TXBL REV BONDS DTD 09/16/2020 1.258% 07/01/2025	341271AD6	295,000.00	MERRILL		89.94	265,314.15	(29,685.85)	(29,685.85)	2.54	5.48
LOS ANGELES USD, CA TXBL GO BONDS DTD 11/10/2021 1.245% 07/01/2025	544647FB1	1,160,000.00	BARCLAY		91.74	1,064,184.00	(95,816.00)	(95,816.00)	2.54	4.67
MASSACHUSETTS CMNWLTH MUNICIPAL BONDS DTD 08/30/2022 3.670% 07/15/2025	576004GZ2	1,825,000.00	JEFFERI		97.60	1,781,218.25	(43,781.75)	(43,781.75)	2.50	4.65
FLORIDA ST BRD OF ADM MUNICIPAL BONDS DTD 09/16/2020 1.705% 07/01/2027	341271AE4	1,000,000.00	JPM_CHA		86.22	862,180.00	19,790.00	17,836.16	4.38	5.11

<b>Security Type Sub-Total</b>		<b>8,815,000.00</b>				<b>8,361,468.35</b>	<b>(319,835.25)</b>	<b>(302,467.59)</b>	<b>1.79</b>	<b>4.98</b>
--------------------------------	--	---------------------	--	--	--	---------------------	---------------------	---------------------	-------------	-------------

<b>Federal Agency Commercial Mortgage-Backed Security</b>										
FNA 2013-M7 A2 DTD 05/01/2013 2.280% 12/01/2022	3136AEGQ4	23,937.65	BAIRD		100.00	23,937.65	(149.15)	0.00	0.07	2.28
FNA 2013-M7 A2 DTD 05/01/2013 2.280% 12/01/2022	3136AEGQ4	31,712.26	BAIRD		100.00	31,712.26	(415.47)	0.00	0.07	2.28
FHMS KP05 A DTD 12/01/2018 3.203% 07/01/2023	3137FKK39	16,382.37	CSFB		99.53	16,305.60	(76.72)	(76.76)	0.63	4.01
FHMS KJ30 A1 DTD 07/01/2020 0.526% 01/01/2025	3137FUZN7	58,644.01	JPM_CHA		99.16	58,152.16	(490.74)	(491.33)	0.63	0.93
FHMS K053 A2 DTD 03/29/2016 2.995% 12/01/2025	3137BN6G4	850,000.00	MORGAN_		95.63	812,884.86	(27,320.22)	(27,320.22)	2.73	4.55
FNA 2016-M3 A2 DTD 03/31/2016 2.702% 02/01/2026	3136ARTE8	779,183.82	MORGAN_		94.74	738,222.70	(14,572.35)	(14,572.35)	2.89	4.48

<b>Security Type Sub-Total</b>		<b>1,759,860.11</b>				<b>1,681,215.23</b>	<b>(43,024.65)</b>	<b>(42,460.66)</b>	<b>2.62</b>	<b>4.31</b>
--------------------------------	--	---------------------	--	--	--	---------------------	--------------------	--------------------	-------------	-------------

**Managed Account Fair Market Value & Analytics**

For the Month Ending **November 30, 2022**

**CITY OF HAYWARD - 35310000**

<b>Security Type/Description</b>	<b>CUSIP</b>	<b>Par</b>	<b>Broker</b>	<b>Next Call Date</b>	<b>Market Price</b>	<b>Market Value</b>	<b>Unreal G/L On Cost</b>	<b>Unreal G/L Amort Cost</b>	<b>Effective Duration</b>	<b>YTM at Mkt</b>
<b>Federal Agency Bond / Note</b>										
FANNIE MAE NOTES (CALLABLE) DTD 08/10/2020 0.300% 08/10/2023	3135G05R0	1,950,000.00	CITIGRP	02/10/23	96.91	1,889,659.20	(56,674.80)	(59,495.57)	0.20	4.89
FREDDIE MAC NOTES DTD 08/21/2020 0.250% 08/24/2023	3137EAEV7	2,325,000.00	CITIGRP		96.79	2,250,386.10	(72,242.40)	(74,039.38)	0.73	4.75
FREDDIE MAC NOTES DTD 09/04/2020 0.250% 09/08/2023	3137EAEW5	710,000.00	NOMURA		96.60	685,868.52	(24,261.14)	(24,164.63)	0.77	4.79
FREDDIE MAC NOTES DTD 09/04/2020 0.250% 09/08/2023	3137EAEW5	900,000.00	NOMURA		96.60	869,410.80	(30,301.20)	(30,513.21)	0.77	4.79
FREDDIE MAC NOTES DTD 09/04/2020 0.250% 09/08/2023	3137EAEW5	1,590,000.00	WELLS_F		96.60	1,535,959.08	(53,516.22)	(53,906.76)	0.77	4.79
FREDDIE MAC NOTES DTD 12/04/2020 0.250% 12/04/2023	3137EAFA2	2,130,000.00	CITIGRP		95.69	2,038,248.12	(89,643.18)	(91,043.20)	1.01	4.66
<b>Security Type Sub-Total</b>		<b>9,605,000.00</b>				<b>9,269,531.82</b>	<b>(326,638.94)</b>	<b>(333,162.75)</b>	<b>0.70</b>	<b>4.77</b>
<b>Corporate Note</b>										
GOLDMAN SACHS CORP NOTES DTD 03/03/2014 4.000% 03/03/2024	38141GVM3	325,000.00	TD		98.65	320,614.78	(37,613.22)	(17,817.19)	1.23	5.12
CHARLES SCHWAB CORP NOTES (CALLABLE) DTD 03/18/2021 0.750% 03/18/2024	808513BN4	405,000.00	CSFB	02/18/24	94.88	384,279.80	(20,517.70)	(20,632.81)	1.21	4.86
COMCAST CORP (CALLABLE) CORPORATE NOTES DTD 10/05/2018 3.700% 04/15/2024	20030NCR0	150,000.00	CITIGRP	03/15/24	98.50	147,748.80	(16,589.70)	(7,051.13)	1.27	4.84
ASTRAZENECA FINANCE LLC (CALLABLE) CORP DTD 05/28/2021 0.700% 05/28/2024	04636NAC7	665,000.00	MORGAN_		94.08	625,644.64	(39,295.51)	(39,325.65)	1.49	4.85
JOHN DEERE CAPITAL CORP CORPORATE NOTES DTD 06/10/2021 0.450% 06/07/2024	24422EVQ9	170,000.00	LOOP		93.94	159,698.17	(10,089.33)	(10,194.12)	1.51	4.63
BANK OF AMERICA (CALLABLE) CORP NOTES DTD 07/23/2018 3.864% 07/23/2024	06051GHL6	150,000.00	MERRILL	07/23/23	99.01	148,518.90	(14,103.60)	(4,399.88)	0.64	4.49

**Managed Account Fair Market Value & Analytics**

For the Month Ending **November 30, 2022**

**CITY OF HAYWARD - 35310000**

<b>Security Type/Description</b>	<b>CUSIP</b>	<b>Par</b>	<b>Broker</b>	<b>Next Call Date</b>	<b>Market Price</b>	<b>Market Value</b>	<b>Unreal G/L On Cost</b>	<b>Unreal G/L Amort Cost</b>	<b>Effective Duration</b>	<b>YTM at Mkt</b>
<b>Corporate Note</b>										
BANK OF AMERICA (CALLABLE) CORP NOTES DTD 07/23/2018 3.864% 07/23/2024	06051GHL6	300,000.00	SUSQ	07/23/23	99.01	297,037.80	(30,112.20)	(9,019.55)	0.64	4.49
BRISTOL MYERS SQUIBB CO CORP NOTES (CALL DTD 01/26/2020 2.900% 07/26/2024	110122CM8	144,000.00	HSBC	06/26/24	97.24	140,023.87	(15,883.49)	(9,000.37)	1.53	4.65
AMERICAN EXPRESS CO CORP NOTES (CALLABLE DTD 07/30/2019 2.500% 07/30/2024	025816CG2	400,000.00	CITIGRP	06/30/24	96.14	384,575.60	(29,744.40)	(24,121.92)	1.55	4.94
AMERICAN HONDA FINANCE CORPORATE NOTES DTD 09/09/2021 0.750% 08/09/2024	02665WDY4	200,000.00	BNP_PAR		93.28	186,553.20	(13,314.80)	(13,370.33)	1.68	4.94
UNILEVER CAPITAL CORP (CALLABLE) CORPORA DTD 08/12/2021 0.626% 08/12/2024	904764BN6	225,000.00	DEUTSCH		93.45	210,263.18	(14,736.82)	(14,736.82)	1.69	4.68
BMW US CAPITAL LLC CORPORATE NOTES DTD 08/12/2021 0.750% 08/12/2024	05565EBU8	265,000.00	GOLDMAN		93.37	247,424.94	(17,551.21)	(17,561.57)	1.69	4.86
NESTLE HOLDINGS INC CORP NOTES (CALLABLE DTD 09/14/2021 0.606% 09/14/2024	641062AU8	710,000.00	JPM_CHA	09/14/23	92.86	659,271.21	(50,728.79)	(50,728.79)	0.79	4.82
JPMORGAN CHASE & CO CORPORATE NOTES (CAL DTD 09/16/2020 0.653% 09/16/2024	46647PBS4	125,000.00	CSFB	09/16/23	96.06	120,077.50	(4,890.00)	(4,907.79)	0.79	2.92
JPMORGAN CHASE & CO CORPORATE NOTES (CAL DTD 09/16/2020 0.653% 09/16/2024	46647PBS4	485,000.00	JPM_CHA	09/16/23	96.06	465,900.70	(19,099.30)	(19,099.30)	0.79	2.92
GOLDMAN SACHS GROUP INC CORP NOTES (CALL DTD 10/21/2021 0.925% 10/21/2024	38141GYL2	325,000.00	GOLDMAN	10/21/23	95.49	310,352.25	(14,647.75)	(14,647.75)	0.89	3.40
BANK OF AMERICA CORP (CALLABLE) CORPORAT DTD 10/21/2020 0.810% 10/24/2024	06051GJH3	625,000.00	MERRILL	10/24/23	95.69	598,036.88	(26,963.12)	(26,963.12)	0.90	3.17

**Managed Account Fair Market Value & Analytics**

For the Month Ending **November 30, 2022**

**CITY OF HAYWARD - 35310000**

<b>Security Type/Description</b>	<b>CUSIP</b>	<b>Par</b>	<b>Broker</b>	<b>Next Call Date</b>	<b>Market Price</b>	<b>Market Value</b>	<b>Unreal G/L On Cost</b>	<b>Unreal G/L Amort Cost</b>	<b>Effective Duration</b>	<b>YTM at Mkt</b>
<b>Corporate Note</b>										
COOPERATIEVE RABOBANK UA CORPORATE NOTES DTD 01/12/2022 1.375% 01/10/2025	21688AAS1	750,000.00	BMO		93.04	697,827.00	(46,300.50)	(47,988.44)	2.08	4.88
AMERICAN HONDA FINANCE CORPORATE NOTES DTD 01/13/2022 1.500% 01/13/2025	02665WEA5	750,000.00	MERRILL		93.53	701,453.25	(47,954.25)	(48,128.32)	2.08	4.75
NATIONAL RURAL UTIL COOP CORPORATE NOTES DTD 02/07/2022 1.875% 02/07/2025	63743HFC1	405,000.00	MIZUHO		93.84	380,054.84	(24,933.01)	(24,936.30)	2.14	4.88
MERCK & CO INC CORP NOTES DTD 02/10/2015 2.750% 02/10/2025	58933YAR6	295,000.00	MERRILL	11/10/24	96.33	284,167.60	(30,066.40)	(21,015.95)	1.89	4.52
TOYOTA MOTOR CREDIT CORP CORP NOTES DTD 02/13/2020 1.800% 02/13/2025	89236TGT6	450,000.00	TD		94.22	424,012.05	(38,457.45)	(34,115.84)	2.16	4.59
JPMORGAN CHASE & CO CORP NOTES (CALLABLE) DTD 02/16/2021 0.563% 02/16/2025	46647PBY1	265,000.00	JPM_CHA	02/16/24	93.99	249,065.55	(15,934.45)	(15,934.45)	1.21	3.41
EXXON MOBIL CORP CORPORATE NT (CALLABLE) DTD 03/06/2015 2.709% 03/06/2025	30231GAF9	300,000.00	MORGAN_	12/06/24	96.13	288,382.80	(30,193.20)	(21,767.12)	1.96	4.52
ROCHE HOLDINGS INC (CALLABLE) CORPORATE DTD 03/10/2022 2.132% 03/10/2025	771196BT8	2,390,000.00	DEUTSCH	02/10/25	94.81	2,265,894.47	(124,105.53)	(124,105.53)	2.14	4.56
BMW US CAPITAL LLC CORP NOTES DTD 04/01/2022 3.250% 04/01/2025	05565EBZ7	315,000.00	MORGAN_	03/09/25	96.58	304,226.37	(10,477.53)	(10,543.45)	2.26	4.81
PACCAR FINANCIAL CORP CORPORATE NOTES DTD 04/07/2022 2.850% 04/07/2025	69371RR73	925,000.00	MITSU		96.05	888,491.18	(36,268.32)	(36,320.55)	2.28	4.64
HOME DEPOT INC (CALLABLE) CORPORATE NOTE DTD 03/28/2022 2.700% 04/15/2025	437076CM2	145,000.00	MORGAN_	03/15/25	96.17	139,440.85	(5,305.40)	(5,361.89)	2.23	4.42
BROWN-FORMAN CORP NOTES (CALLABLE) DTD 03/26/2018 3.500% 04/15/2025	115637AS9	425,000.00	JPM_CHA	02/15/25	97.74	415,375.88	(27,384.87)	(22,907.65)	2.13	4.51



**Managed Account Fair Market Value & Analytics**

For the Month Ending **November 30, 2022**

**CITY OF HAYWARD - 35310000**

<b>Security Type/Description</b>	<b>Dated Date/Coupon/Maturity</b>	<b>CUSIP</b>	<b>Par</b>	<b>Broker</b>	<b>Next Call Date</b>	<b>Market Price</b>	<b>Market Value</b>	<b>Unreal G/L On Cost</b>	<b>Unreal G/L Amort Cost</b>	<b>Effective Duration</b>	<b>YTM at Mkt</b>
<b>Corporate Note</b>											
BANK OF NY MELLON (CALLABLE) CORP NOTES	DTD 04/24/2020 1.600% 04/24/2025	06406RAN7	325,000.00	BARCLAY	03/24/25	92.61	300,967.88	(33,349.87)	(29,356.55)	2.28	4.90
CITIGROUP INC (CALLABLE) CORPORATE NOTES	DTD 05/04/2021 0.981% 05/01/2025	172967MX6	325,000.00	MERRILL	05/01/24	93.05	302,405.68	(23,445.82)	(22,997.09)	1.41	4.03
CATERPILLAR FINL SERVICE CORPORATE NOTES	DTD 05/13/2022 3.400% 05/13/2025	14913R2V8	175,000.00	DEUTSCH		97.19	170,084.43	(4,898.07)	(4,901.30)	2.37	4.62
CATERPILLAR FINL SERVICE CORPORATE NOTES	DTD 05/13/2022 3.400% 05/13/2025	14913R2V8	525,000.00	MERRILL		97.19	510,253.27	(14,079.98)	(14,202.87)	2.37	4.62
HERSHEY CO CORP NOTES (CALLABLE)	DTD 06/01/2020 0.900% 06/01/2025	427866BF4	475,000.00	MERRILL	05/01/25	91.27	433,535.35	(25,062.90)	(28,784.89)	2.39	4.63
JPMORGAN CHASE & CO (CALLABLE) CORP NOTE	DTD 06/01/2021 0.824% 06/01/2025	46647PCH7	615,000.00	JPM_CHA	06/01/24	93.02	572,058.24	(42,941.76)	(42,941.76)	1.49	3.77
TRUIST FINANCIAL CORP NOTES (CALLABLE)	DTD 06/05/2018 3.700% 06/05/2025	05531FBE2	650,000.00	CSFB	05/05/25	97.36	632,834.80	(50,646.70)	(42,283.41)	2.30	4.83
TOYOTA MOTOR CREDIT CORP CORPORATE NOTES	DTD 06/30/2022 3.950% 06/30/2025	89236TKC8	475,000.00	MERRILL		98.29	466,867.05	(7,681.70)	(7,745.11)	2.44	4.66
COMCAST CORP CORPORATE NOTES	DTD 11/07/2022 5.250% 11/07/2025	20030NDZ1	170,000.00	TD		101.64	172,779.67	2,825.57	2,824.56	2.75	4.65
BRISTOL-MYERS SQUIBB CO CORPORATE NOTES	DTD 11/13/2020 0.750% 11/13/2025	110122DN5	500,000.00	MERRILL	10/13/25	90.04	450,198.50	(23,561.50)	(28,971.81)	2.84	4.38
CITIGROUP INC CORP NOTES (CALLABLE)	DTD 01/25/2022 2.014% 01/25/2026	17327CAN3	455,000.00	CITIGRP	01/25/25	93.01	423,174.12	(31,825.88)	(31,825.88)	2.10	4.41
STATE STREET CORP (CALLABLE) CORPORATE N	DTD 02/07/2022 1.746% 02/06/2026	857477BR3	415,000.00	GOLDMAN	02/26/25	94.83	393,526.24	(21,473.76)	(21,473.76)	2.19	3.48

**Managed Account Fair Market Value & Analytics**

For the Month Ending **November 30, 2022**

**CITY OF HAYWARD - 35310000**

<b>Security Type/Description</b>	<b>Dated Date/Coupon/Maturity</b>	<b>CUSIP</b>	<b>Par</b>	<b>Broker</b>	<b>Next Call Date</b>	<b>Market Price</b>	<b>Market Value</b>	<b>Unreal G/L On Cost</b>	<b>Unreal G/L Amort Cost</b>	<b>Effective Duration</b>	<b>YTM at Mkt</b>
<b>Corporate Note</b>											
GOLDMAN SACHS GROUP INC CORP NOTES (CALL DTD 02/12/2021 0.855% 02/12/2026		38141GXS8	450,000.00	DEUTSCH	02/12/25	90.04	405,182.25	(35,471.25)	(37,695.16)	2.18	4.21
MORGAN STANLEY CORP NOTES (CALLABLE) DTD 02/18/2022 2.630% 02/18/2026		61747YEM3	1,090,000.00	MORGAN_	02/18/25	94.10	1,025,663.84	(64,336.16)	(64,336.16)	2.15	4.62
STATE STREET CORP NOTES (CALLABLE) DTD 10/29/2020 2.901% 03/30/2026		857477BM4	275,000.00	JPM_CHA	03/30/25	95.22	261,868.20	(21,813.55)	(19,548.75)	2.26	4.46
STATE STREET CORP NOTES (CALLABLE) DTD 10/29/2020 2.901% 03/30/2026		857477BM4	275,000.00	CSFB	03/30/25	95.22	261,868.20	(18,667.55)	(17,288.50)	2.26	4.46
UNITEDHEALTH GROUP INC (CALLABLE) CORPOR DTD 05/19/2021 1.150% 05/15/2026		91324PEC2	475,000.00	MERRILL	04/15/26	90.15	428,211.55	(24,890.95)	(28,869.73)	3.31	4.24
ASTRAZENECA FINANCE LLC (CALLABLE) CORP DTD 05/28/2021 1.200% 05/28/2026		04636NAA1	450,000.00	MKTX	04/28/26	89.31	401,872.95	(41,665.05)	(43,104.12)	3.35	4.54
BANK OF AMERICA CORP NOTES (CALLABLE) DTD 06/16/2020 1.319% 06/19/2026		06051GJD2	450,000.00	MERRILL	06/19/25	90.28	406,260.00	(39,577.50)	(40,492.20)	2.50	4.30
MORGAN STANLEY CORP NOTES DTD 07/25/2016 3.125% 07/27/2026		61761J3R8	400,000.00	MKTX		93.59	374,340.00	(49,092.00)	(44,058.05)	3.44	5.07
UNILEVER CAPITAL CORP CORPORATE NOTES DTD 07/28/2016 2.000% 07/28/2026		904764AU1	475,000.00	JSEB		91.65	435,336.08	(33,379.67)	(34,465.98)	3.52	4.50
BMW US CAPITAL LLC (CALLABLE) CORPORATE DTD 08/12/2021 1.250% 08/12/2026		05565EBW4	475,000.00	MIZUHO	07/12/26	87.73	416,700.88	(36,344.62)	(40,115.95)	3.53	4.92
AMERICAN HONDA FINANCE CORPORATE NOTES DTD 09/09/2021 1.300% 09/09/2026		02665WDZ1	450,000.00	MKTX		88.77	399,442.50	(43,825.50)	(45,235.24)	3.68	4.57
JOHN DEERE CAPITAL CORP CORPORATE NOTES DTD 10/13/2021 1.300% 10/13/2026		24422EVW6	450,000.00	MORGAN_		88.74	399,313.80	(45,889.20)	(46,874.52)	3.77	4.50

**Managed Account Fair Market Value & Analytics**

For the Month Ending **November 30, 2022**

**CITY OF HAYWARD - 35310000**

<b>Security Type/Description</b>	<b>CUSIP</b>	<b>Par</b>	<b>Broker</b>	<b>Next Call Date</b>	<b>Market Price</b>	<b>Market Value</b>	<b>Unreal G/L On Cost</b>	<b>Unreal G/L Amort Cost</b>	<b>Effective Duration</b>	<b>YTM at Mkt</b>
<b>Corporate Note</b>										
BANK OF NY MELLON CORP CORP NOTES (CALLA DTD 07/27/2021 1.050% 10/15/2026	06406RAV9	450,000.00	JSEB	09/15/26	86.83	390,713.85	(49,116.15)	(51,202.74)	3.72	4.82
CITIGROUP INC (CALLABLE) CORP NOTES DTD 10/21/2016 3.200% 10/21/2026	172967KY6	400,000.00	MERRILL	07/21/26	93.26	373,025.20	(50,730.80)	(45,609.16)	3.45	5.13
AMERICAN EXPRESS CO (CALLABLE) CORPORATE DTD 11/04/2021 1.650% 11/04/2026	025816CM9	450,000.00	DEUTSCH	10/04/26	88.17	396,753.75	(52,373.25)	(52,553.45)	3.73	5.01
ILLINOIS TOOL WORKS INC CORP NOTES (CALL DTD 11/07/2016 2.650% 11/15/2026	452308AX7	475,000.00	MERRILL	08/15/26	93.94	446,202.18	8,864.93	7,654.07	3.55	4.33
ABBOTT LABORATORIES CORP NOTES (CALLABLE DTD 11/22/2016 3.750% 11/30/2026	002824BF6	600,000.00	MERRILL	08/30/26	98.54	591,238.80	(40,051.20)	(35,021.76)	3.53	4.15
TOYOTA MOTOR CREDIT CORP CORPORATE NOTES DTD 01/13/2022 1.900% 01/13/2027	89236TJV8	500,000.00	CREDAG		89.56	447,792.50	(52,562.50)	(52,500.70)	3.94	4.72
TARGET CORP CORP NOTES (CALLABLE) DTD 01/24/2022 1.950% 01/15/2027	87612EBM7	180,000.00	CITIGRP	12/15/26	91.54	164,776.86	(14,917.14)	(14,969.52)	3.87	4.20
TARGET CORP CORP NOTES (CALLABLE) DTD 01/24/2022 1.950% 01/15/2027	87612EBM7	275,000.00	MORGAN_	12/15/26	91.54	251,742.43	(24,255.82)	(24,082.92)	3.87	4.20
COMCAST CORP CORP NOTES (CALLABLE) DTD 07/19/2016 2.350% 01/15/2027	20030NBW0	500,000.00	MORGAN_	10/15/26	91.69	458,434.50	11,404.50	9,768.36	3.68	4.58
BANK OF NY MELLON CORP (CALLABLE) CORPOR DTD 01/26/2022 2.050% 01/26/2027	06406RBA4	475,000.00	KEYBANC	12/26/26	90.12	428,084.73	(33,905.02)	(35,808.60)	3.89	4.69
PROCTER & GAMBLE CO/THE CORPORATE NOTES DTD 02/01/2022 1.900% 02/01/2027	742718FV6	650,000.00	RBC		91.39	594,012.90	(56,201.60)	(56,166.20)	3.99	4.17
JPMORGAN CHASE & CO CORP NOTES (CALLABLE DTD 02/04/2021 1.040% 02/04/2027	46647PBW5	500,000.00	WELLS_F	02/04/26	87.01	435,070.00	(25,705.00)	(31,434.00)	3.12	4.48
IBM CORP CORP NOTES (CALLABLE) DTD 02/09/2022 2.200% 02/09/2027	459200KM2	475,000.00	JSEB	01/09/27	90.24	428,629.55	(41,534.95)	(42,282.57)	3.91	4.80

**Managed Account Fair Market Value & Analytics**

For the Month Ending **November 30, 2022**

**CITY OF HAYWARD - 35310000**

<b>Security Type/Description</b>	<b>CUSIP</b>	<b>Par</b>	<b>Broker</b>	<b>Next Call Date</b>	<b>Market Price</b>	<b>Market Value</b>	<b>Unreal G/L On Cost</b>	<b>Unreal G/L Amort Cost</b>	<b>Effective Duration</b>	<b>YTM at Mkt</b>
<b>Corporate Note</b>										
TRUIST FINANCIAL CORP NOTES (CALLABLE) DTD 03/02/2021 1.267% 03/02/2027	89788MAD4	475,000.00	CSFB	03/02/26	88.34	419,619.75	(25,289.00)	(29,620.94)	3.18	4.29
JOHNSON & JOHNSON CORP NOTES (CALLABLE) DTD 03/03/2017 2.950% 03/03/2027	478160CE2	450,000.00	GOLDMAN	12/03/26	95.49	429,713.10	(31,599.90)	(29,881.64)	3.78	4.11
CHARLES SCHWAB CORP NOTES (CALLABLE) DTD 03/03/2022 2.450% 03/03/2027	808513BY0	475,000.00	MITSU	02/03/27	91.92	436,608.60	(36,709.90)	(36,958.16)	3.96	4.56
AMERICAN EXPRESS CO CORP NOTES (CALLABLE) DTD 03/04/2022 2.550% 03/04/2027	025816CS6	450,000.00	MITSU	02/01/27	90.96	409,301.55	(40,279.95)	(40,341.51)	3.94	4.93
JOHN DEERE CAPITAL CORP CORPORATE NOTES DTD 03/07/2022 2.350% 03/08/2027	24422EWD7	450,000.00	WELLS_F		91.48	411,664.95	(36,170.55)	(36,485.19)	4.06	4.57
ROCHE HOLDINGS INC CORP NOTES (CALLABLE) DTD 03/10/2022 2.314% 03/10/2027	771196BV3	475,000.00	JPM_CHA	02/10/27	91.48	434,538.08	(34,296.42)	(35,183.01)	3.99	4.53
BANK OF AMERICA CORP CORP NOTES (CALLABL DTD 03/11/2021 1.658% 03/11/2027	06051GJO3	475,000.00	MORGAN_	03/11/26	88.47	420,228.70	(26,114.55)	(30,233.07)	3.19	4.66
BERKSHIRE HATHAWAY CORP NOTES (CALLABLE) DTD 03/15/2022 2.300% 03/15/2027	084664CZ2	475,000.00	CSFB	02/15/27	92.97	441,614.63	(24,692.87)	(25,927.17)	4.01	4.10
BMW US CAPITAL LLC (CALLABLE) CORP NOTES DTD 04/01/2022 3.450% 04/01/2027	05565ECA1	350,000.00	RBC	03/01/27	94.96	332,362.80	(18,536.70)	(18,416.16)	3.96	4.75
AMAZON.COM INC CORP NOTE (CALLABLE) DTD 04/13/2022 3.300% 04/13/2027	023135CF1	425,000.00	DEUTSCH	03/13/27	95.94	407,746.28	(18,885.72)	(18,679.55)	4.01	4.33
HOME DEPOT INC (CALLABLE) CORPORATE NOTE DTD 03/28/2022 2.875% 04/15/2027	437076CN0	450,000.00	MORGAN_	03/15/27	93.86	422,391.15	(18,100.35)	(19,275.21)	4.04	4.43
NORTHERN TRUST CORP NOTE (CALLABLE) DTD 05/10/2022 4.000% 05/10/2027	665859AW4	900,000.00	JPM_CHA	04/10/27	98.15	883,329.30	(25,364.70)	(24,380.93)	4.03	4.46

**Managed Account Fair Market Value & Analytics**

For the Month Ending **November 30, 2022**

**CITY OF HAYWARD - 35310000**

<b>Security Type/Description</b>	<b>CUSIP</b>	<b>Par</b>	<b>Broker</b>	<b>Next Call Date</b>	<b>Market Price</b>	<b>Market Value</b>	<b>Unreal G/L On Cost</b>	<b>Unreal G/L Amort Cost</b>	<b>Effective Duration</b>	<b>YTM at Mkt</b>
<b>Corporate Note</b>										
UNITEDHEALTH GROUP INC CORP NOTES (CALLA) DTD 05/20/2022 3.700% 05/15/2027	91324PEG3	110,000.00	MERRILL	04/15/27	96.91	106,604.08	(3,336.52)	(3,342.88)	4.07	4.47
UNITEDHEALTH GROUP INC CORP NOTES (CALLA) DTD 05/20/2022 3.700% 05/15/2027	91324PEG3	165,000.00	STIFEL	04/15/27	96.91	159,906.12	(4,737.48)	(4,775.64)	4.07	4.47
NATIONAL AUSTRALIA BK/NY CORPORATE NOTES DTD 06/09/2022 3.905% 06/09/2027	63254ABE7	900,000.00	MORGAN_		96.59	869,318.10	(22,833.90)	(23,570.46)	4.11	4.75
IBM CORP NOTES (CALLABLE) DTD 07/27/2022 4.150% 07/27/2027	459200KT7	350,000.00	TD	06/27/27	98.05	343,171.85	(13,499.15)	(13,055.16)	4.15	4.62
INTEL CORP NOTES (CALLABLE) DTD 08/05/2022 3.750% 08/05/2027	458140BY5	550,000.00	SMBC	07/05/27	96.50	530,725.25	(17,487.25)	(17,599.09)	4.21	4.59
CHEVRON USA INC CORP NOTE (CALLABLE) DTD 08/12/2020 1.018% 08/12/2027	166756AL0	525,000.00	MORGAN_	06/12/27	86.38	453,517.58	14,502.08	12,161.04	4.42	4.24
<b>Security Type Sub-Total</b>		<b>38,284,000.00</b>				<b>35,807,998.66</b>	<b>(2,348,874.05)</b>	<b>(2,271,221.73)</b>	<b>2.75</b>	<b>4.50</b>
<b>Certificate of Deposit</b>										
CREDIT SUISSE NEW YORK CERT DEPOS DTD 03/23/2021 0.590% 03/17/2023	22552G3C2	975,000.00	CSFB		98.68	962,102.70	(12,897.30)	(12,897.30)	0.31	5.06
NORDEA BANK ABP NEW YORK CERT DEPOS DTD 11/03/2022 5.530% 11/03/2025	65558UYF3	900,000.00	WELLS_F		100.83	907,461.00	7,461.00	7,461.00	2.73	5.22
<b>Security Type Sub-Total</b>		<b>1,875,000.00</b>				<b>1,869,563.70</b>	<b>(5,436.30)</b>	<b>(5,436.30)</b>	<b>1.48</b>	<b>5.14</b>
<b>Bank Note</b>										
PNC BANK CORP NOTES (CALLABLE) DTD 10/23/2017 3.100% 10/25/2027	69353RFG8	900,000.00	SUSQ	09/25/27	93.17	838,504.80	26,992.80	25,821.42	4.49	4.67
<b>Security Type Sub-Total</b>		<b>900,000.00</b>				<b>838,504.80</b>	<b>26,992.80</b>	<b>25,821.42</b>	<b>4.49</b>	<b>4.67</b>

**Managed Account Fair Market Value & Analytics**

For the Month Ending **November 30, 2022**

**CITY OF HAYWARD - 35310000**

<b>Security Type/Description</b>				<b>Next Call</b>	<b>Market</b>	<b>Market</b>	<b>Unreal G/L</b>	<b>Unreal G/L</b>	<b>Effective</b>	<b>YTM</b>
<b>Dated Date/Coupon/Maturity</b>	<b>CUSIP</b>	<b>Par</b>	<b>Broker</b>	<b>Date</b>	<b>Price</b>	<b>Value</b>	<b>On Cost</b>	<b>Amort Cost</b>	<b>Duration</b>	<b>at Mkt</b>
<b>Asset-Backed Security</b>										
MBALT 2020-B A3	58769EAC2	50,338.73	MIZUHO		99.59	50,132.03	(204.15)	(205.92)	0.10	0.83
DTD 09/23/2020 0.400% 11/15/2023										
BMWLT 2021-1 A3	05591RAC8	113,293.26	MIZUHO		98.98	112,134.89	(1,154.78)	(1,156.94)	0.25	1.18
DTD 03/10/2021 0.290% 01/25/2024										
TLOT 2021-A A3	89238EAC0	306,053.17	JPM_CHA		98.38	301,103.68	(4,913.77)	(4,932.95)	0.33	1.56
DTD 04/21/2021 0.390% 04/22/2024										
GMALT 2021-2 A3	380144AC9	391,198.48	SOCGEN		98.54	385,477.91	(5,659.15)	(5,690.37)	0.37	1.34
DTD 05/26/2021 0.340% 05/20/2024										
VZOT 2020-A A1A	92348TAA2	31,702.68	MERRILL		99.37	31,502.59	(196.38)	(198.73)	0.20	2.24
DTD 01/29/2020 1.850% 07/22/2024										
HDMOT 2020-A A3	41284UAD6	14,162.87	CITIGRP		99.70	14,120.29	(39.49)	(41.35)	0.13	2.03
DTD 01/29/2020 1.870% 10/15/2024										
CARMX 2020-1 A3	14315XAC2	125,304.89	MERRILL		98.65	123,612.22	(1,668.09)	(1,682.43)	0.38	2.57
DTD 01/22/2020 1.890% 12/16/2024										
VZOT 2020-B A	92290BAA9	439,619.83	RBC		98.10	431,284.07	(8,243.44)	(8,290.41)	0.37	1.34
DTD 08/12/2020 0.470% 02/20/2025										
GMCAR 2020-3 A3	362590AC5	224,924.20	CITIGRP		97.44	219,155.55	(5,717.19)	(5,742.42)	0.50	1.55
DTD 08/19/2020 0.450% 04/16/2025										
KCOT 2021-1A A3	50117TAC5	290,000.00	JPM_CHA		94.77	274,826.71	(15,113.96)	(15,136.28)	1.06	2.62
DTD 04/14/2021 0.620% 08/15/2025										
HART 2021-A A3	44933LAC7	134,053.57	BARCLAY		96.40	129,225.89	(4,813.58)	(4,818.71)	0.70	1.70
DTD 04/28/2021 0.380% 09/15/2025										
KCOT 2021-2A A3	50117XAE2	480,000.00	MITSU		92.99	446,339.94	(33,641.96)	(33,647.61)	1.28	3.04
DTD 07/28/2021 0.560% 11/17/2025										
CARMX 2021-2 A3	14314OAC8	310,000.00	MERRILL		95.88	297,237.11	(12,696.09)	(12,718.41)	0.70	1.84
DTD 04/21/2021 0.520% 02/17/2026										
CARMX 2021-3 A3	14317DAC4	595,000.00	RBC		94.44	561,912.47	(32,989.65)	(33,016.60)	1.02	2.18
DTD 07/28/2021 0.550% 06/15/2026										
COPAR 2021-1 A3	14044CAC6	370,000.00	JPM_CHA		93.59	346,283.70	(23,709.31)	(23,710.88)	1.39	2.55
DTD 10/27/2021 0.770% 09/15/2026										
COMET 2021-A3 A3	14041NFY2	715,000.00	BARCLAY		92.52	661,520.93	(53,380.54)	(53,400.45)	1.89	3.05
DTD 11/30/2021 1.040% 11/15/2026										
KCOT 2022-2A A3	50117JAC7	590,000.00	MITSU		97.44	574,918.18	(14,973.67)	(14,982.62)	2.29	4.79
DTD 07/21/2022 4.090% 12/15/2026										

**Managed Account Fair Market Value & Analytics**

For the Month Ending **November 30, 2022**

CITY OF HAYWARD - 35310000

Security Type/Description Dated Date/Coupon/Maturity	CUSIP	Par	Broker	Next Call Date	Market Price	Market Value	Unreal G/L On Cost	Unreal G/L Amort Cost	Effective Duration	YTM at Mkt
<b>Asset-Backed Security</b>										
COMET 2022-A2 A DTD 06/14/2022 3.490% 05/15/2027	14041NGA3	635,000.00	RBC		96.40	612,122.54	(22,775.99)	(22,785.59)	2.30	4.38
<b>Security Type Sub-Total</b>		<b>5,815,651.68</b>				<b>5,572,910.70</b>	<b>(241,891.19)</b>	<b>(242,158.67)</b>	<b>1.22</b>	<b>2.67</b>
<b>Managed Account Sub-Total</b>		<b>189,369,511.79</b>				<b>176,252,255.75</b>	<b>(10,977,211.79)</b>	<b>(11,178,368.86)</b>	<b>2.36</b>	<b>4.35</b>
<b>Securities Sub-Total</b>		<b>\$189,369,511.79</b>				<b>\$176,252,255.75</b>	<b>(\$10,977,211.79)</b>	<b>(\$11,178,368.86)</b>	<b>2.36</b>	<b>4.35%</b>
<b>Accrued Interest</b>						<b>\$462,524.34</b>				
<b>Total Investments</b>						<b>\$176,714,780.09</b>				

**Managed Account Security Transactions & Interest**

For the Month Ending **November 30, 2022**

**CITY OF HAYWARD - 35310000**

Transaction Type		Security Description	CUSIP	Par	Principal Proceeds	Accrued Interest	Total	Realized G/L Cost	Realized G/L Amort Cost	Sale Method
Trade	Settle									
<b>BUY</b>										
10/31/22	11/07/22	COMCAST CORP CORPORATE NOTES DTD 11/07/2022 5.250% 11/07/2025	20030NDZ1	170,000.00	(169,954.10)	0.00	(169,954.10)			
11/02/22	11/03/22	US TREASURY N/B NOTES DTD 10/31/2022 4.125% 10/31/2027	91282CFU0	1,100,000.00	(1,093,855.47)	(376.04)	(1,094,231.51)			
11/02/22	11/03/22	NORDEA BANK ABP NEW YORK CERT DEPOS DTD 11/03/2022 5.530% 11/03/2025	65558UYF3	900,000.00	(900,000.00)	0.00	(900,000.00)			
11/03/22	11/07/22	PNC BANK CORP NOTES (CALLABLE) DTD 10/23/2017 3.100% 10/25/2027	69353RFG8	900,000.00	(811,512.00)	(930.00)	(812,442.00)			
11/08/22	11/10/22	FLORIDA ST BRD OF ADM MUNICIPAL BONDS DTD 09/16/2020 1.705% 07/01/2027	341271AE4	1,000,000.00	(842,390.00)	(6,109.58)	(848,499.58)			
<b>Transaction Type Sub-Total</b>				<b>4,070,000.00</b>	<b>(3,817,711.57)</b>	<b>(7,415.62)</b>	<b>(3,825,127.19)</b>			

<b>INTEREST</b>										
11/01/22	11/01/22	CA ST UNIV TXBL REV BONDS DTD 09/17/2020 0.475% 11/01/2023	13077DMJ8	325,000.00	0.00	771.88	771.88			
11/01/22	11/01/22	CITIGROUP INC (CALLABLE) CORPORATE NOTES DTD 05/04/2021 0.981% 05/01/2025	172967MX6	325,000.00	0.00	1,594.13	1,594.13			
11/01/22	11/01/22	MS ST TXBL GO BONDS DTD 08/06/2020 0.422% 11/01/2023	605581MY0	475,000.00	0.00	1,002.25	1,002.25			
11/01/22	11/25/22	FNA 2016-M3 A2 DTD 03/31/2016 2.702% 02/01/2026	3136ARTE8	830,192.11	0.00	1,869.32	1,869.32			
11/01/22	11/25/22	FHMS KJ27 A1 DTD 11/01/2019 2.092% 07/01/2024	3137FQ3V3	4,790.32	0.00	8.35	8.35			
11/01/22	11/25/22	FHMS KJ30 A1 DTD 07/01/2020 0.526% 01/01/2025	3137FUZN7	59,517.13	0.00	26.09	26.09			
11/01/22	11/25/22	FNA 2013-M7 A2 DTD 05/01/2013 2.280% 12/01/2022	3136AEGQ4	103,288.59	0.00	196.25	196.25			
11/01/22	11/25/22	FHMS KP05 A DTD 12/01/2018 3.203% 07/01/2023	3137FKK39	16,427.67	0.00	43.85	43.85			
11/01/22	11/25/22	FHMS K053 A2 DTD 03/29/2016 2.995% 12/01/2025	3137BN6G4	850,000.00	0.00	2,121.46	2,121.46			



**Managed Account Security Transactions & Interest**

For the Month Ending **November 30, 2022**

**CITY OF HAYWARD - 35310000**

Transaction Type		Security Description	CUSIP	Par	Principal Proceeds	Accrued Interest	Total	Realized G/L Cost	Realized G/L Amort Cost	Sale Method
Trade	Settle									
<b>INTEREST</b>										
11/04/22	11/04/22	AMERICAN EXPRESS CO (CALLABLE) CORPORATE DTD 11/04/2021 1.650% 11/04/2026	025816CM9	450,000.00	0.00	3,712.50	3,712.50			
11/10/22	11/10/22	NORTHERN TRUST CORP NOTE (CALLABLE) DTD 05/10/2022 4.000% 05/10/2027	665859AW4	900,000.00	0.00	18,000.00	18,000.00			
11/13/22	11/13/22	CATERPILLAR FINL SERVICE CORPORATE NOTES DTD 05/13/2022 3.400% 05/13/2025	14913R2V8	700,000.00	0.00	11,900.00	11,900.00			
11/13/22	11/13/22	BRISTOL-MYERS SQUIBB CO CORPORATE NOTES DTD 11/13/2020 0.750% 11/13/2025	110122DN5	500,000.00	0.00	1,875.00	1,875.00			
11/15/22	11/15/22	KCOT 2021-2A A3 DTD 07/28/2021 0.560% 11/17/2025	50117XAE2	480,000.00	0.00	224.00	224.00			
11/15/22	11/15/22	KCOT 2021-1A A3 DTD 04/14/2021 0.620% 08/15/2025	50117TAC5	290,000.00	0.00	149.83	149.83			
11/15/22	11/15/22	UNITEDHEALTH GROUP INC CORP NOTES (CALLA DTD 05/20/2022 3.700% 05/15/2027	91324PEG3	275,000.00	0.00	4,946.18	4,946.18			
11/15/22	11/15/22	COPAR 2021-1 A3 DTD 10/27/2021 0.770% 09/15/2026	14044CAC6	370,000.00	0.00	237.42	237.42			
11/15/22	11/15/22	US TREASURY NOTES DTD 11/15/2020 0.250% 11/15/2023	91282CAW1	3,450,000.00	0.00	4,312.50	4,312.50			
11/15/22	11/15/22	ILLINOIS TOOL WORKS INC CORP NOTES (CALL DTD 11/07/2016 2.650% 11/15/2026	452308AX7	475,000.00	0.00	6,293.75	6,293.75			
11/15/22	11/15/22	CARMX 2021-3 A3 DTD 07/28/2021 0.550% 06/15/2026	14317DAC4	595,000.00	0.00	272.71	272.71			
11/15/22	11/15/22	COMET 2022-A2 A DTD 06/14/2022 3.490% 05/15/2027	14041NGA3	635,000.00	0.00	1,846.79	1,846.79			
11/15/22	11/15/22	UNITEDHEALTH GROUP INC (CALLABLE) CORPOR DTD 05/19/2021 1.150% 05/15/2026	91324PEC2	475,000.00	0.00	2,731.25	2,731.25			

**Managed Account Security Transactions & Interest**

For the Month Ending **November 30, 2022**

**CITY OF HAYWARD - 35310000**

Transaction Type		Security Description	CUSIP	Par	Principal Proceeds	Accrued Interest	Total	Realized G/L Cost	Realized G/L Amort Cost	Sale Method
Trade	Settle									
<b>INTEREST</b>										
11/15/22	11/15/22	HART 2021-A A3 DTD 04/28/2021 0.380% 09/15/2025	44933LAC7	135,000.00	0.00	42.75	42.75			
11/15/22	11/15/22	MBALT 2020-B A3 DTD 09/23/2020 0.400% 11/15/2023	58769EAC2	68,311.88	0.00	22.77	22.77			
11/15/22	11/15/22	KCOT 2022-2A A3 DTD 07/21/2022 4.090% 12/15/2026	50117JAC7	590,000.00	0.00	2,010.92	2,010.92			
11/15/22	11/15/22	US TREASURY NOTES DTD 11/15/2016 2.000% 11/15/2026	912828U24	1,350,000.00	0.00	13,500.00	13,500.00			
11/15/22	11/15/22	US TREASURY N/B NOTES DTD 11/15/2021 0.750% 11/15/2024	91282CDH1	9,550,000.00	0.00	35,812.50	35,812.50			
11/15/22	11/15/22	CARMX 2021-2 A3 DTD 04/21/2021 0.520% 02/17/2026	14314OAC8	310,000.00	0.00	134.33	134.33			
11/15/22	11/15/22	HDMOT 2020-A A3 DTD 01/29/2020 1.870% 10/15/2024	41284UAD6	18,663.76	0.00	29.08	29.08			
11/15/22	11/15/22	CARMX 2020-1 A3 DTD 01/22/2020 1.890% 12/16/2024	14315XAC2	138,917.34	0.00	218.79	218.79			
11/15/22	11/15/22	UNIV OF CAL TXBL REV BONDS DTD 07/16/2020 0.628% 05/15/2023	91412HFK4	500,000.00	0.00	1,570.00	1,570.00			
11/15/22	11/15/22	COMET 2021-A3 A3 DTD 11/30/2021 1.040% 11/15/2026	14041NFY2	715,000.00	0.00	619.67	619.67			
11/16/22	11/16/22	GMCAR 2020-3 A3 DTD 08/19/2020 0.450% 04/16/2025	362590AC5	243,301.49	0.00	91.24	91.24			
11/20/22	11/20/22	GMALT 2021-2 A3 DTD 05/26/2021 0.340% 05/20/2024	380144AC9	437,894.49	0.00	124.07	124.07			
11/20/22	11/20/22	TLOT 2021-A A3 DTD 04/21/2021 0.390% 04/22/2024	89238EAC0	340,000.00	0.00	110.50	110.50			
11/20/22	11/20/22	GMALT 2020-3 A3 DTD 09/29/2020 0.450% 08/21/2023	362569AC9	12,044.45	0.00	4.52	4.52			
11/20/22	11/20/22	VZOT 2020-A A1A DTD 01/29/2020 1.850% 07/22/2024	92348TAA2	40,947.58	0.00	63.13	63.13			
11/20/22	11/20/22	VZOT 2020-B A DTD 08/12/2020 0.470% 02/20/2025	92290BAA9	514,117.34	0.00	201.36	201.36			
11/24/22	11/24/22	INTL BK RECON & DEVELOP NOTES DTD 11/24/2020 0.250% 11/24/2023	459058JM6	1,375,000.00	0.00	1,718.75	1,718.75			

**Managed Account Security Transactions & Interest**

For the Month Ending **November 30, 2022**

**CITY OF HAYWARD - 35310000**

Transaction Type		Security Description	CUSIP	Par	Principal Proceeds	Accrued Interest	Total	Realized G/L Cost	Realized G/L Amort Cost	Sale Method
Trade	Settle									
<b>INTEREST</b>										
11/25/22	11/25/22	BMWLT 2021-1 A3 DTD 03/10/2021 0.290% 01/25/2024	05591RAC8	135,161.34	0.00	32.66	32.66			
11/28/22	11/28/22	ASTRAZENECA FINANCE LLC (CALLABLE) CORP DTD 05/28/2021 1.200% 05/28/2026	04636NAA1	450,000.00	0.00	2,700.00	2,700.00			
11/28/22	11/28/22	ASTRAZENECA FINANCE LLC (CALLABLE) CORP DTD 05/28/2021 0.700% 05/28/2024	04636NAC7	665,000.00	0.00	2,327.50	2,327.50			
11/30/22	11/30/22	ABBOTT LABORATORIES CORP NOTES (CALLABLE DTD 11/22/2016 3.750% 11/30/2026	002824BF6	600,000.00	0.00	11,250.00	11,250.00			
11/30/22	11/30/22	US TREASURY NOTES DTD 11/30/2019 1.500% 11/30/2024	912828YV6	4,425,000.00	0.00	33,187.50	33,187.50			
11/30/22	11/30/22	US TREASURY NOTES DTD 05/31/2020 0.250% 05/31/2025	912828ZT0	10,000,000.00	0.00	12,500.00	12,500.00			
<b>Transaction Type Sub-Total</b>				<b>45,198,575.49</b>	<b>0.00</b>	<b>182,407.55</b>	<b>182,407.55</b>			
<b>MATURITY</b>										
11/01/22	11/01/22	FHLMC MULTIFAMILY STRUCTURED P DTD 05/01/2013 2.510% 11/01/2022	3137B1BS0	60,649.98	60,649.98	126.86	60,776.84	(1,170.35)	0.00	
11/01/22	11/01/22	FHLMC MULTIFAMILY STRUCTURED P DTD 05/01/2013 2.510% 11/01/2022	3137B1BS0	129,184.45	129,184.45	270.21	129,454.66	(1,130.37)	0.00	
11/01/22	11/01/22	FANNIEMAE-ACES DTD 02/01/2013 2.477% 11/01/2022	3136ACGJ4	16,059.64	16,059.64	33.46	16,093.10	(198.24)	0.00	
<b>Transaction Type Sub-Total</b>				<b>205,894.07</b>	<b>205,894.07</b>	<b>430.53</b>	<b>206,324.60</b>	<b>(2,498.96)</b>	<b>0.00</b>	
<b>PAYDOWNS</b>										
11/01/22	11/25/22	FNA 2016-M3 A2 DTD 03/31/2016 2.702% 02/01/2026	3136ARTE8	51,008.29	51,008.29	0.00	51,008.29	1,727.51	1,727.51	
11/01/22	11/25/22	FHMS KJ30 A1 DTD 07/01/2020 0.526% 01/01/2025	3137FUZN7	873.12	873.12	0.00	873.12	0.02	0.00	
11/01/22	11/25/22	FNA 2013-M7 A2 DTD 05/01/2013 2.280% 12/01/2022	3136AEGQ4	20,491.64	20,491.64	0.00	20,491.64	(127.69)	0.00	

**Managed Account Security Transactions & Interest**

For the Month Ending **November 30, 2022**

**CITY OF HAYWARD - 35310000**

Transaction Type		Security Description	CUSIP	Par	Principal Proceeds	Accrued Interest	Total	Realized G/L Cost	Realized G/L Amort Cost	Sale Method
Trade	Settle									
<b>PAYDOWNS</b>										
11/01/22	11/25/22	FHMS KP05 A DTD 12/01/2018 3.203% 07/01/2023	3137FKK39	45.30	45.30	0.00	45.30	0.00	0.00	
11/01/22	11/25/22	FHMS KJ27 A1 DTD 11/01/2019 2.092% 07/01/2024	3137FQ3V3	4,790.32	4,790.32	0.00	4,790.32	0.11	0.00	
11/01/22	11/25/22	FNA 2013-M7 A2 DTD 05/01/2013 2.280% 12/01/2022	3136AEGQ4	27,147.04	27,147.04	0.00	27,147.04	(355.65)	0.00	
11/15/22	11/15/22	CARMX 2020-1 A3 DTD 01/22/2020 1.890% 12/16/2024	14315XAC2	13,612.45	13,612.45	0.00	13,612.45	2.67	0.00	
11/15/22	11/15/22	HART 2021-A A3 DTD 04/28/2021 0.380% 09/15/2025	44933LAC7	946.43	946.43	0.00	946.43	0.10	0.00	
11/15/22	11/15/22	MBALT 2020-B A3 DTD 09/23/2020 0.400% 11/15/2023	58769EAC2	17,973.15	17,973.15	0.00	17,973.15	0.91	0.00	
11/15/22	11/15/22	HDMOT 2020-A A3 DTD 01/29/2020 1.870% 10/15/2024	41284UAD6	4,500.89	4,500.89	0.00	4,500.89	0.98	0.00	
11/16/22	11/16/22	GMCAR 2020-3 A3 DTD 08/19/2020 0.450% 04/16/2025	362590AC5	18,377.29	18,377.29	0.00	18,377.29	4.20	0.00	
11/20/22	11/20/22	GMALT 2021-2 A3 DTD 05/26/2021 0.340% 05/20/2024	380144AC9	46,696.01	46,696.01	0.00	46,696.01	7.33	0.00	
11/20/22	11/20/22	GMALT 2020-3 A3 DTD 09/29/2020 0.450% 08/21/2023	362569AC9	12,044.45	12,044.45	0.00	12,044.45	1.15	0.00	
11/20/22	11/20/22	VZOT 2020-B A DTD 08/12/2020 0.470% 02/20/2025	92290BAA9	74,497.51	74,497.51	0.00	74,497.51	15.64	0.00	
11/20/22	11/20/22	VZOT 2020-A A1A DTD 01/29/2020 1.850% 07/22/2024	92348TAA2	9,244.90	9,244.90	0.00	9,244.90	1.08	0.00	
11/20/22	11/20/22	TLOT 2021-A A3 DTD 04/21/2021 0.390% 04/22/2024	89238EAC0	33,946.83	33,946.83	0.00	33,946.83	3.96	0.00	
11/25/22	11/25/22	BMWLT 2021-1 A3 DTD 03/10/2021 0.290% 01/25/2024	05591RAC8	21,868.08	21,868.08	0.00	21,868.08	0.69	0.00	
<b>Transaction Type Sub-Total</b>				<b>358,063.70</b>	<b>358,063.70</b>	<b>0.00</b>	<b>358,063.70</b>	<b>1,283.01</b>	<b>1,727.51</b>	
<b>SELL</b>										
11/02/22	11/03/22	FANNIE MAE NOTES DTD 07/10/2020 0.250% 07/10/2023	3135G05G4	1,000,000.00	969,530.00	784.72	970,314.72	(30,110.00)	(30,380.81)	FIFO

**Managed Account Security Transactions & Interest**

For the Month Ending **November 30, 2022**

CITY OF HAYWARD - 35310000

Transaction Type		Security Description	CUSIP	Par	Principal Proceeds	Accrued Interest	Total	Realized G/L Cost	Realized G/L Amort Cost	Sale Method
Trade	Settle									
<b>SELL</b>										
11/03/22	11/07/22	US TREASURY NOTES DTD 09/30/2021 0.250% 09/30/2023	91282CDA6	775,000.00	744,302.73	202.27	744,505.00	(30,273.44)	(30,505.84)	FIFO
11/08/22	11/10/22	US TREASURY N/B NOTES DTD 10/31/2021 0.375% 10/31/2023	91282CDD0	850,000.00	814,406.25	88.05	814,494.30	(33,136.72)	(34,393.96)	FIFO
<b>Transaction Type Sub-Total</b>				<b>2,625,000.00</b>	<b>2,528,238.98</b>	<b>1,075.04</b>	<b>2,529,314.02</b>	<b>(93,520.16)</b>	<b>(95,280.61)</b>	
<b>Managed Account Sub-Total</b>					<b>(725,514.82)</b>	<b>176,497.50</b>	<b>(549,017.32)</b>	<b>(94,736.11)</b>	<b>(93,553.10)</b>	
<b>Total Security Transactions</b>					<b>(\$725,514.82)</b>	<b>\$176,497.50</b>	<b>(\$549,017.32)</b>	<b>(\$94,736.11)</b>	<b>(\$93,553.10)</b>	

**Managed Account Summary Statement**

For the Month Ending **November 30, 2022**

CITY OF HAYWARD - SHORT TERM - 35310001

**Transaction Summary - Managed Account**

<b>Opening Market Value</b>	<b>\$70,536,181.62</b>
Maturities/Calls	(4,650,000.00)
Principal Dispositions	0.00
Principal Acquisitions	8,989,988.09
Unsettled Trades	0.00
Change in Current Value	191,561.39
<b>Closing Market Value</b>	<b>\$75,067,731.10</b>

**Cash Transactions Summary - Managed Account**

Maturities/Calls	4,652,906.25
Sale Proceeds	0.00
Coupon/Interest/Dividend Income	68,184.38
Principal Payments	0.00
Security Purchases	(9,018,981.89)
Net Cash Contribution	4,297,891.26
Reconciling Transactions	0.00

**Earnings Reconciliation (Cash Basis) - Managed Account**

Interest/Dividends/Coupons Received	71,090.63
Less Purchased Interest Related to Interest/Coupons	(28,993.80)
Plus Net Realized Gains/Losses	23,250.00
<b>Total Cash Basis Earnings</b>	<b>\$65,346.83</b>

**Cash Balance**

**Closing Cash Balance** **\$0.00**

**Earnings Reconciliation (Accrual Basis)**

	<b>Total</b>
Ending Amortized Value of Securities	75,284,184.95
Ending Accrued Interest	186,525.93
Plus Proceeds from Sales	0.00
Plus Proceeds of Maturities/Calls/Principal Payments	4,652,906.25
Plus Coupons/Dividends Received	68,184.38
Less Cost of New Purchases	(9,018,981.89)
Less Beginning Amortized Value of Securities	(70,751,673.48)
Less Beginning Accrued Interest	(170,764.10)
<b>Total Accrual Basis Earnings</b>	<b>\$250,382.04</b>

**Portfolio Summary and Statistics**

For the Month Ending **November 30, 2022**

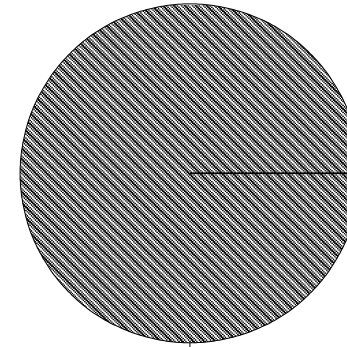
CITY OF HAYWARD - SHORT TERM - 35310001

**Account Summary**

Description	Par Value	Market Value	Percent
U.S. Treasury Bond / Note	76,865,000.00	75,067,731.10	100.00
<b>Managed Account Sub-Total</b>	<b>76,865,000.00</b>	<b>75,067,731.10</b>	<b>100.00%</b>
Accrued Interest		186,525.93	
<b>Total Portfolio</b>	<b>76,865,000.00</b>	<b>75,254,257.03</b>	

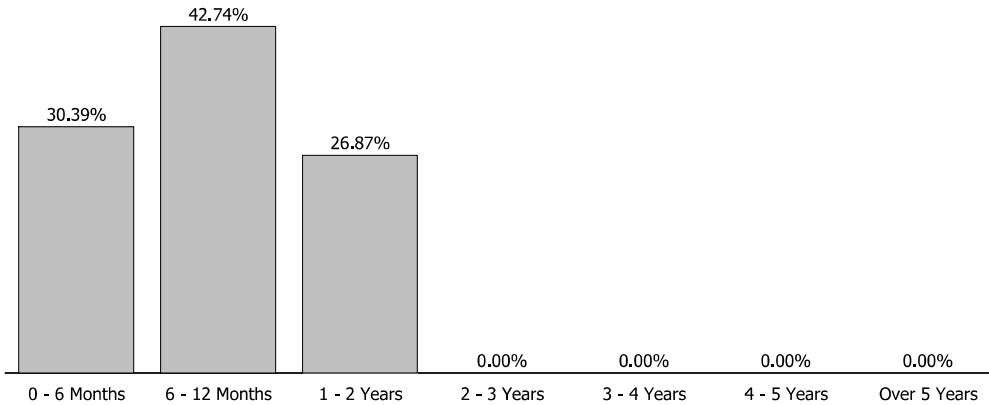
**Unsettled Trades** **0.00** **0.00**

**Sector Allocation**



US TSY Bond / Note  
100.00%

**Maturity Distribution**



**Characteristics**

Yield to Maturity at Cost	4.16%
Yield to Maturity at Market	4.64%
Weighted Average Days to Maturity	263

**Managed Account Issuer Summary**

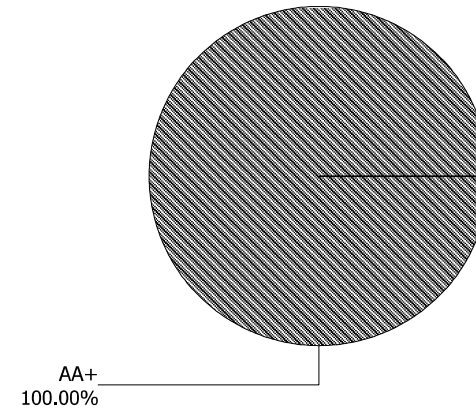
For the Month Ending **November 30, 2022**

CITY OF HAYWARD - SHORT TERM - 35310001

**Issuer Summary**

<b>Issuer</b>	<b>Market Value of Holdings</b>	<b>Percent</b>
UNITED STATES TREASURY	75,067,731.10	100.00
<b>Total</b>	<b>\$75,067,731.10</b>	<b>100.00%</b>

**Credit Quality (S&P Ratings)**





**Managed Account Detail of Securities Held**

For the Month Ending **November 30, 2022**

**CITY OF HAYWARD - SHORT TERM - 35310001**

<b>Security Type/Description</b>	<b>CUSIP</b>	<b>Par</b>	<b>S&amp;P Rating</b>	<b>Moody's Rating</b>	<b>Trade Date</b>	<b>Settle Date</b>	<b>Original Cost</b>	<b>YTM at Cost</b>	<b>Accrued Interest</b>	<b>Amortized Cost</b>	<b>Market Value</b>
<b>U.S. Treasury Bond / Note</b>											
US TREASURY NOTES DTD 12/31/2020 0.125% 12/31/2022	91282CBD2	4,550,000.00	AA+	Aaa	09/27/22	09/28/22	4,512,853.52	3.35	2,380.10	4,538,144.74	4,534,359.38
US TREASURY NOTES DTD 01/31/2021 0.125% 01/31/2023	91282CBG5	4,600,000.00	AA+	Aaa	09/27/22	09/28/22	4,545,015.63	3.69	1,921.88	4,573,167.63	4,568,375.00
US TREASURY NOTES DTD 02/29/2016 1.500% 02/28/2023	912828P79	4,625,000.00	AA+	Aaa	09/27/22	09/28/22	4,581,640.63	3.75	17,631.22	4,599,777.88	4,591,757.81
US TREASURY NOTES DTD 03/31/2016 1.500% 03/31/2023	912828Q29	4,575,000.00	AA+	Aaa	09/27/22	09/28/22	4,520,135.74	3.92	11,688.87	4,539,218.96	4,529,250.00
US TREASURY N/B NOTES DTD 04/30/2021 0.125% 04/30/2023	91282CBX8	4,675,000.00	AA+	Aaa	09/27/22	09/28/22	4,568,716.80	4.07	500.43	4,600,502.43	4,588,073.99
US TREASURY N/B NOTES DTD 05/31/2021 0.125% 05/31/2023	91282CCD1	4,675,000.00	AA+	Aaa	09/27/22	09/28/22	4,552,829.10	4.11	16.05	4,584,743.13	4,570,542.74
US TREASURY N/B NOTES DTD 06/30/2021 0.125% 06/30/2023	91282CCK5	4,700,000.00	AA+	Aaa	09/27/22	09/28/22	4,561,019.53	4.14	2,458.56	4,593,364.08	4,576,625.00
US TREASURY N/B NOTES DTD 07/31/2021 0.125% 07/31/2023	91282CCN9	4,650,000.00	AA+	Aaa	09/27/22	09/28/22	4,491,972.66	4.29	1,942.76	4,525,024.13	4,509,773.67
US TREASURY N/B NOTES DTD 08/31/2021 0.125% 08/31/2023	91282CCU3	4,825,000.00	AA+	Aaa	09/27/22	09/28/22	4,644,627.93	4.30	1,532.80	4,678,882.57	4,662,156.25
US TREASURY NOTES DTD 09/30/2021 0.250% 09/30/2023	91282CDA6	4,850,000.00	AA+	Aaa	09/27/22	09/28/22	4,658,273.44	4.31	2,065.25	4,691,708.04	4,671,913.82
US TREASURY N/B NOTES DTD 10/31/2021 0.375% 10/31/2023	91282CDD0	4,825,000.00	AA+	Aaa	09/28/22	09/29/22	4,627,476.56	4.27	1,549.46	4,658,821.59	4,635,769.29
US TREASURY NOTES DTD 11/30/2018 2.875% 11/30/2023	9128285P1	4,540,000.00	AA+	Aaa	09/29/22	09/29/22	4,468,353.13	4.27	358.59	4,478,923.98	4,454,875.00
US TREASURY NOTES DTD 12/31/2018 2.625% 12/31/2023	9128285U0	4,655,000.00	AA+	Aaa	09/29/22	09/29/22	4,560,808.98	4.30	51,135.43	4,573,765.39	4,551,717.19
US TREASURY NOTES DTD 01/31/2019 2.500% 01/31/2024	9128285Z9	6,785,000.00	AA+	Aaa	09/29/22	09/29/22	6,626,506.64	4.31	56,695.31	6,646,926.03	6,615,375.00

**Managed Account Detail of Securities Held**

For the Month Ending **November 30, 2022**

**CITY OF HAYWARD - SHORT TERM - 35310001**

<b>Security Type/Description</b> <b>Dated Date/Coupon/Maturity</b>	<b>CUSIP</b>	<b>Par</b>	<b>S&amp;P Rating</b>	<b>Moody's Rating</b>	<b>Trade Date</b>	<b>Settle Date</b>	<b>Original Cost</b>	<b>YTM at Cost</b>	<b>Accrued Interest</b>	<b>Amortized Cost</b>	<b>Market Value</b>
<b>U.S. Treasury Bond / Note</b>											
US TREASURY N/B NOTES DTD 02/28/2022 1.500% 02/29/2024	91282CEA5	4,470,000.00	AA+	Aaa	11/01/22	11/02/22	4,288,231.64	4.70	17,040.33	4,299,122.72	4,300,279.46
US TREASURY NOTES DTD 03/31/2017 2.125% 03/31/2024	912828W71	4,865,000.00	AA+	Aaa	11/28/22	11/30/22	4,701,756.45	4.75	17,608.89	4,702,091.65	4,706,887.50
<b>Security Type Sub-Total</b>		<b>76,865,000.00</b>					<b>74,910,218.38</b>	<b>4.16</b>	<b>186,525.93</b>	<b>75,284,184.95</b>	<b>75,067,731.10</b>
<b>Managed Account Sub-Total</b>		<b>76,865,000.00</b>					<b>74,910,218.38</b>	<b>4.16</b>	<b>186,525.93</b>	<b>75,284,184.95</b>	<b>75,067,731.10</b>
<b>Securities Sub-Total</b>		<b>\$76,865,000.00</b>					<b>\$74,910,218.38</b>	<b>4.16%</b>	<b>\$186,525.93</b>	<b>\$75,284,184.95</b>	<b>\$75,067,731.10</b>
<b>Accrued Interest</b>											<b>\$186,525.93</b>
<b>Total Investments</b>											<b>\$75,254,257.03</b>

**Managed Account Fair Market Value & Analytics**

For the Month Ending **November 30, 2022**

**CITY OF HAYWARD - SHORT TERM - 35310001**

<b>Security Type/Description</b>				<b>Next Call</b>	<b>Market</b>	<b>Market</b>	<b>Unreal G/L</b>	<b>Unreal G/L</b>	<b>Effective</b>	<b>YTM</b>
<b>Dated Date/Coupon/Maturity</b>	<b>CUSIP</b>	<b>Par</b>	<b>Broker</b>	<b>Date</b>	<b>Price</b>	<b>Value</b>	<b>On Cost</b>	<b>Amort Cost</b>	<b>Duration</b>	<b>at Mkt</b>
<b>U.S. Treasury Bond / Note</b>										
US TREASURY NOTES DTD 12/31/2020 0.125% 12/31/2022	91282CBD2	4,550,000.00	BMO		99.66	4,534,359.38	21,505.86	(3,785.36)	0.09	4.22
US TREASURY NOTES DTD 01/31/2021 0.125% 01/31/2023	91282CBG5	4,600,000.00	BONY		99.31	4,568,375.00	23,359.37	(4,792.63)	0.17	4.23
US TREASURY NOTES DTD 02/29/2016 1.500% 02/28/2023	912828P79	4,625,000.00	DAIWA		99.28	4,591,757.81	10,117.18	(8,020.07)	0.25	4.41
US TREASURY NOTES DTD 03/31/2016 1.500% 03/31/2023	912828Q29	4,575,000.00	DAIWA		99.00	4,529,250.00	9,114.26	(9,968.96)	0.33	4.54
US TREASURY N/B NOTES DTD 04/30/2021 0.125% 04/30/2023	91282CBX8	4,675,000.00	GOLDMAN		98.14	4,588,073.99	19,357.19	(12,428.44)	0.42	4.67
US TREASURY N/B NOTES DTD 05/31/2021 0.125% 05/31/2023	91282CCD1	4,675,000.00	WELLS_F		97.77	4,570,542.74	17,713.64	(14,200.39)	0.50	4.70
US TREASURY N/B NOTES DTD 06/30/2021 0.125% 06/30/2023	91282CCK5	4,700,000.00	BMO		97.38	4,576,625.00	15,605.47	(16,739.08)	0.58	4.73
US TREASURY N/B NOTES DTD 07/31/2021 0.125% 07/31/2023	91282CCN9	4,650,000.00	DAIWA		96.98	4,509,773.67	17,801.01	(15,250.46)	0.67	4.76
US TREASURY N/B NOTES DTD 08/31/2021 0.125% 08/31/2023	91282CCU3	4,825,000.00	MORGAN_		96.63	4,662,156.25	17,528.32	(16,726.32)	0.75	4.77
US TREASURY NOTES DTD 09/30/2021 0.250% 09/30/2023	91282CDA6	4,850,000.00	DAIWA		96.33	4,671,913.82	13,640.38	(19,794.22)	0.83	4.80
US TREASURY N/B NOTES DTD 10/31/2021 0.375% 10/31/2023	91282CDD0	4,825,000.00	WELLS_F		96.08	4,635,769.29	8,292.73	(23,052.30)	0.92	4.80
US TREASURY NOTES DTD 11/30/2018 2.875% 11/30/2023	9128285P1	4,540,000.00	JPM_CHA		98.13	4,454,875.00	(13,478.13)	(24,048.98)	0.99	4.82
US TREASURY NOTES DTD 12/31/2018 2.625% 12/31/2023	9128285U0	4,655,000.00	JPM_CHA		97.78	4,551,717.19	(9,091.79)	(22,048.20)	1.06	4.75
US TREASURY NOTES DTD 01/31/2019 2.500% 01/31/2024	9128285Z9	6,785,000.00	BMO		97.50	6,615,375.00	(11,131.64)	(31,551.03)	1.15	4.72
US TREASURY N/B NOTES DTD 02/28/2022 1.500% 02/29/2024	91282CEA5	4,470,000.00	BMO		96.20	4,300,279.46	12,047.82	1,156.74	1.24	4.66
US TREASURY NOTES DTD 03/31/2017 2.125% 03/31/2024	912828W71	4,865,000.00	BMO		96.75	4,706,887.50	5,131.05	4,795.85	1.32	4.67
<b>Security Type Sub-Total</b>		<b>76,865,000.00</b>				<b>75,067,731.10</b>	<b>157,512.72</b>	<b>(216,453.85)</b>	<b>0.72</b>	<b>4.64</b>

**Managed Account Fair Market Value & Analytics**

For the Month Ending **November 30, 2022**

**CITY OF HAYWARD - SHORT TERM - 35310001**

<b>Security Type/Description</b> <b>Dated Date/Coupon/Maturity</b>	<b>CUSIP</b>	<b>Par</b>	<b>Broker</b>	<b>Next Call</b> <b>Date</b>	<b>Market</b> <b>Price</b>	<b>Market</b> <b>Value</b>	<b>Unreal G/L</b> <b>On Cost</b>	<b>Unreal G/L</b> <b>Amort Cost</b>	<b>Effective</b> <b>Duration</b>	<b>YTM</b> <b>at Mkt</b>
<b>Managed Account Sub-Total</b>		<b>76,865,000.00</b>				<b>75,067,731.10</b>	<b>157,512.72</b>	<b>(216,453.85)</b>	<b>0.72</b>	<b>4.64</b>
<b>Securities Sub-Total</b>		<b>\$76,865,000.00</b>				<b>\$75,067,731.10</b>	<b>\$157,512.72</b>	<b>(\$216,453.85)</b>	<b>0.72</b>	<b>4.64%</b>
<b>Accrued Interest</b>						<b>\$186,525.93</b>				
<b>Total Investments</b>						<b>\$75,254,257.03</b>				

**Managed Account Security Transactions & Interest**

For the Month Ending **November 30, 2022**

**CITY OF HAYWARD - SHORT TERM - 35310001**

Transaction Type		Security Description	CUSIP	Par	Principal Proceeds	Accrued Interest	Total	Realized G/L Cost	Realized G/L Amort Cost	Sale Method
Trade	Settle									
<b>BUY</b>										
11/01/22	11/02/22	US TREASURY N/B NOTES DTD 02/28/2022 1.500% 02/29/2024	91282CEA5	4,470,000.00	(4,288,231.64)	(11,668.92)	(4,299,900.56)			
11/28/22	11/30/22	US TREASURY NOTES DTD 03/31/2017 2.125% 03/31/2024	912828W71	4,865,000.00	(4,701,756.45)	(17,324.88)	(4,719,081.33)			
<b>Transaction Type Sub-Total</b>				<b>9,335,000.00</b>	<b>(8,989,988.09)</b>	<b>(28,993.80)</b>	<b>(9,018,981.89)</b>			
<b>INTEREST</b>										
11/30/22	11/30/22	US TREASURY N/B NOTES DTD 05/31/2021 0.125% 05/31/2023	91282CCD1	4,675,000.00	0.00	2,921.88	2,921.88			
11/30/22	11/30/22	US TREASURY NOTES DTD 11/30/2018 2.875% 11/30/2023	9128285P1	4,540,000.00	0.00	65,262.50	65,262.50			
<b>Transaction Type Sub-Total</b>				<b>9,215,000.00</b>	<b>0.00</b>	<b>68,184.38</b>	<b>68,184.38</b>			
<b>MATURITY</b>										
11/30/22	11/30/22	US TREASURY NOTES DTD 11/30/2020 0.125% 11/30/2022	91282CAX9	4,650,000.00	4,650,000.00	2,906.25	4,652,906.25	23,250.00	0.00	
<b>Transaction Type Sub-Total</b>				<b>4,650,000.00</b>	<b>4,650,000.00</b>	<b>2,906.25</b>	<b>4,652,906.25</b>	<b>23,250.00</b>	<b>0.00</b>	
<b>Managed Account Sub-Total</b>					<b>(4,339,988.09)</b>	<b>42,096.83</b>	<b>(4,297,891.26)</b>	<b>23,250.00</b>	<b>0.00</b>	
<b>Total Security Transactions</b>					<b>(\$4,339,988.09)</b>	<b>\$42,096.83</b>	<b>(\$4,297,891.26)</b>	<b>\$23,250.00</b>	<b>\$0.00</b>	